

# Electric strike from effeff



Electric Strike 118W  
For outdoor use

 **effeff**  
ASSA ABLOY

Experience a safer  
and more open world

# Table of contents

## Where can I find what I need?

<b>Table of contents</b>	<b>2</b>
<b>Model 118W - features</b>	<b>3</b>
<b>Without ProFix®</b>	
Models 118W/118WE/118WR, 138W/138WR, 148W/148WE	5 – 11
Overview of features	12
<b>ProFix® 1:</b>	
Models 118W.10/118WE10/118W.20, 138W.10/138W.20, 148W.10/148WE10	13 – 19
Overview of features	20
<b>ProFix® 2:</b>	
Models 118W.13/118WE13/118W.23, 138W.13/138W.23, 148W.13/148WE13	21 – 27
Overview of features	28
<b>Striking plates</b>	<b>30 – 39</b>
<b>Accessories</b>	
Mini keypad 4214x	41
Mounting accessories / pre-load electronic assembly / heating foil	42
Various contacts	43 – 44
Contact locks	45 – 46
Screw-on attachments	47
<b>General information</b>	
Installation sizes – Comparison between 118W and 12WD	48
Fail-locked, fail-unlocked and hold-open modes of operation	49
Maintenance and care instructions	50



Electric strike series 118W for outdoor use  
Technical information

# Electric strike model 118W

## Features

### Model 118WE



### Impressive features!

The 118W model range is suitable for outdoor use. The FaFix® latch and its corresponding striking plates with two fixing positions for the electric strike allow for horizontal adjustment of 5.5 mm. Accessory components such as different surface attachments enable the latch bolt position to be adapted to almost any installation location.

Extras such as mechanical unlocking, a hold-open function and monitoring contacts are available as an option.

The entire 118W series has a standard protection rating of IP54 for all electrical components (coil, terminal block, and monitoring contact).

The electric strike offers multi-voltage between 10-24 V or 22-42 V and, due to its compact dimensions, it can also be installed in confined spaces.

With the radius keeper, the electric strike's latch is retracted into its casing when opened, instead of pivoting outwards. This enables the usual cut-out for the catch in the frame to be reduced to a minimum; the cut-out can even be eliminated if ProFix® versions are used.

### Model 118WR



### 118W: compact and durable outdoor model

Installation of electric strikes in outdoor areas demands special requirements on the material. The 118W has corrosion-resistant surfaces. The electric coil is fully cast and thus protected against humidity and water. A factory-installed suppressor diode is standard equipment. The 118W is available with nearly all familiar features, such as the unlocking lever, monitoring contact, and hold-open function.

### Model 118W for outdoor installation

- Corrosion-resistant surfaces
- Striking plates in 2 position settings: Extension of the FaFix® range by a further 2.5 mm
- Radius keeper, FaFix® 3 mm adjustment: minimises the cut-out in the latch areas
- Fail-unlocked version available
- IP54 electrical components as standard
- Monitoring contact available as an option
- Hold-open device optionally available (model 148W)
- Universal voltage 10-24 V AC/DC, continuous operation up to 13 V
- Universal voltage 22-42 V AC/DC, continuous operation up to 26 V
- Integrated suppressor diode
- Dummy component with unlocking lever available
- Compatible with standard mortise locks
- ProFix® versions available
- Endurance tested to 250,000 cycles
- Forced-entry resistance up to 3,750 N
- Symmetric design, so can be used DIN left-hand or right-hand as well as horizontally

### Model 118W.10 ProFix® 1



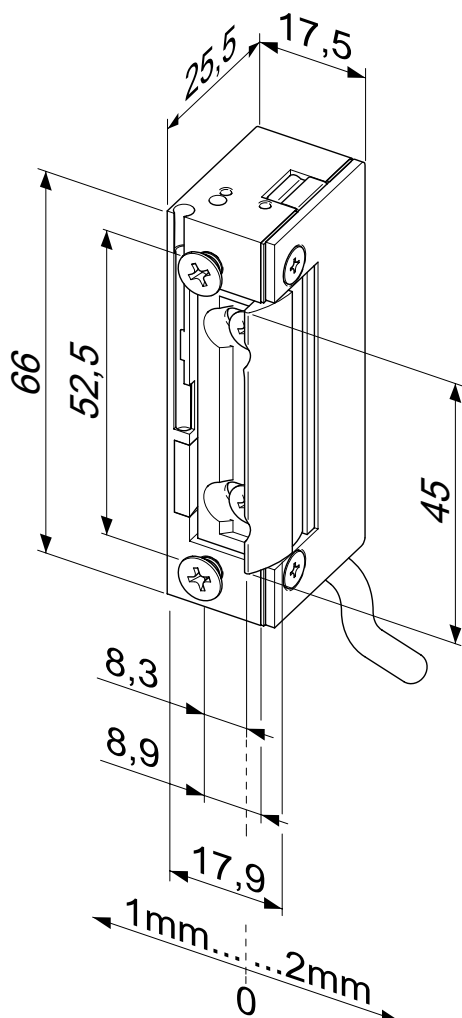
### Model 118W.13 ProFix® 2





# Electric Strike

## Fail-locked 118W



### Electric strike for outdoor areas

Model with basic equipment.

### The advantages at a glance

- Water-proof for use outdoors
- Protection rating IP54 for the electrical components
- Connecting cable 300 mm length
- Equipped with bipolar protective diodes
- Radius keeper, FaFix®, adjustable by 3 mm
- Compatible with standard mortise locks
- Striking plates with 2 position settings available
- Symmetrical design. DIN left/right as well as horizontal applicable

Electrical data	10-24 V AC/DC	22-42 V AC/DC
Continuous duty	11-13 V DC	22-26 V DC
Rated resistance	43 Ω	200 Ω
Rated current consumption 12 V DC	280 mA	
Rated current consumption 24 V DC	560 mA	120 mA
Rated current consumption 12 V AC	250 mA	
Rated current consumption 24 V AC	500 mA	60 mA
Max. latch preload AC	200 N (12V) >350 N (24V)	200 N (24V) >350 N (42V)
Max. latch preload DC (stabilised)	50 N (12V) >200 N (24V)	50 N (24V) >350 N (42V)

Characteristics	
Adjustable latch (FF, FaFix®)	•
Monitoring contact (RR)	
Mechanical unlocking (E)	
Bi-directional diode	•
Fail-locked	•
Fail-unlocked	
Hold-open function	

Technical attributes	
Break-in resistance	3750 N
Height	66 mm
Width	17,5 mm
Depth	25,5 mm
FaFix® adjustment range	3 mm
Latch bolt engaging depth	5,5 mm
Operating temperature range	-40 °C to +50 °C
Installation position	vertical and horizontal
Load cycles for in-plant test	250000

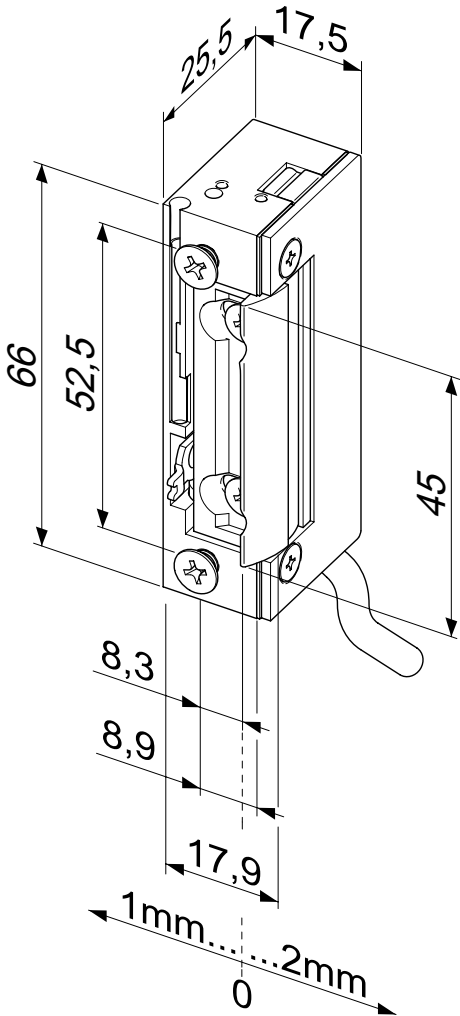
DIN door swing directions	
Universal	1

Voltage	
10-24 V AC/DC	A7
22-42 V AC/DC	B7

Order no.	
1 1 8 W - - - - - * * 1	

# Electric Strike

## Fail-locked 118WE



**Water-resistant electric strikes**  
Model with mechanical unlocking.

- The advantages at a glance**
- Water-proof for use outdoors
  - Protection rating IP54 for the electrical components
  - Connecting cable 300 mm length
  - Equipped with bipolar protective diodes
  - Radius keeper, FaFix®, adjustable by 3 mm
  - Compatible with standard mortise locks
  - Striking plates with 2 position settings available
  - Symmetrical design. DIN left/right as well as horizontal applicable

Electrical data	10-24 V AC/DC	22-42 V AC/DC
Continuous duty	11-13 V DC	22-26 V DC
Rated resistance	43 Ω	200 Ω
Rated current consumption 12 V DC	280 mA	
Rated current consumption 24 V DC	560 mA	120 mA
Rated current consumption 12 V AC	250 mA	
Rated current consumption 24 V AC	500 mA	60 mA
Max. latch preload AC	200 N (12V) >350 N (24V)	200 N (24V) >350 N (42V)
Max. latch preload DC (stabilised)	50 N (12V) >200 N (24V)	50 N (24V) >350 N (42V)

Characteristics	
Adjustable latch (FF, FaFix®)	•
Monitoring contact (RR)	
Mechanical unlocking (E)	•
Bi-directional diode	•
Fail-locked	•
Fail-unlocked	
Hold-open function	

Technical attributes	
Break-in resistance	3750 N
Height	66 mm
Width	17,5 mm
Depth	25,5 mm
FaFix® adjustment range	3 mm
Latch bolt engaging depth	5,5 mm
Operating temperature range	-40 °C to +50 °C
Installation position	vertical and horizontal
Load cycles for in-plant test	250000

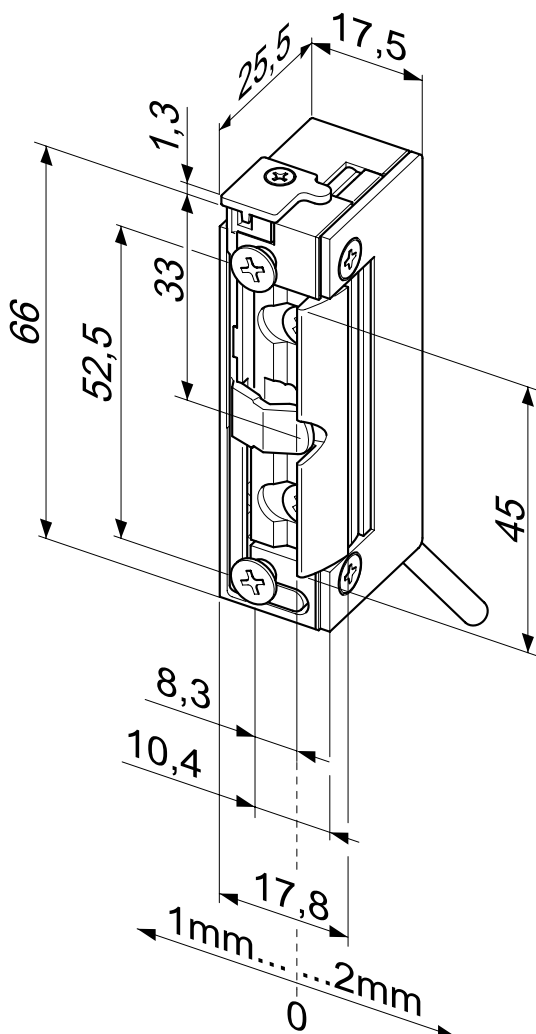
DIN door swing directions	
Universal	1

Voltage	
10-24 V AC/DC	A7
22-42 V AC/DC	B7

Order no.	
1 1 8 W E ..... * * 1	

# Electric Strike

## Fail-locked 118WR



### Water-resistant electric strikes

Model with monitoring contact, triggered by the latch bolt.

### The advantages at a glance

- Water-proof for use outdoors
- Protection rating IP54 for the electrical components
- Connecting cable 300 mm length
- Equipped with bipolar protective diodes
- Radius keeper, FaFix®, adjustable by 3 mm
- Compatible with standard mortise locks
- Striking plates with 2 position settings available
- Symmetrical design. DIN left/right as well as horizontal applicable

Electrical data	10-24 V AC/DC	22-42 V AC/DC
Continuous duty	11-13 V DC	22-26 V DC
Rated resistance	43 Ω	200 Ω
Rated current consumption 12 V DC	280 mA	
Rated current consumption 24 V DC	560 mA	120 mA
Rated current consumption 12 V AC	250 mA	
Rated current consumption 24 V AC	500 mA	60 mA
Max. latch preload AC	200 N (12V) >350 N (24V)	200 N (24V) >350 N (42V)
Max. latch preload DC (stabilised)	50 N (12V) >200 N (24V)	50 N (24V) >350 N (42V)
Switching voltage monitoring contact (RR)	12-24 V AC/DC	12-24 V AC/DC
Switching current monitoring contact (RR)	250 mA AC/DC	250 mA AC/DC

Characteristics	
Adjustable latch (FF, FaFix®)	•
Monitoring contact (RR)	•
Mechanical unlocking (E)	
Bi-directional diode	•
Fail-locked	•
Fail-unlocked	
Hold-open function	

DIN door swing directions	
Universal	1

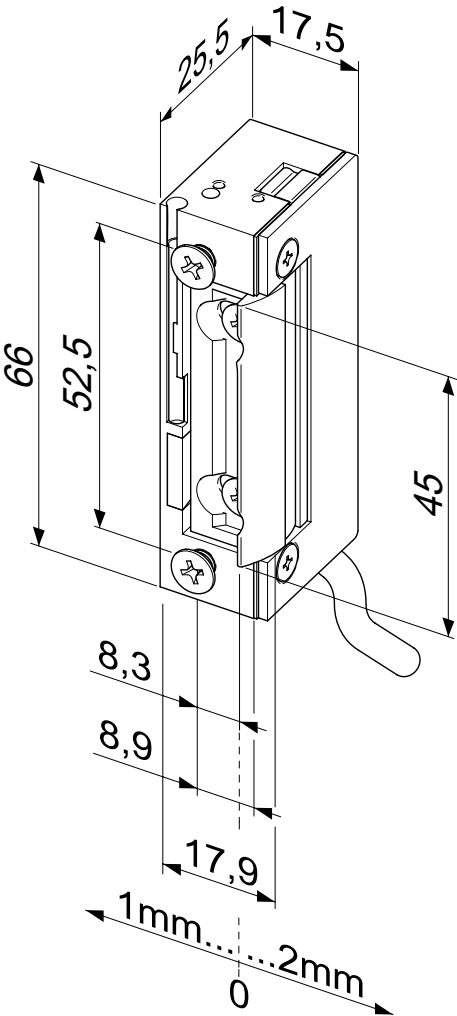

Voltage	
10-24 V AC/DC	A7
22-42 V AC/DC	B7

Order no.	
1 1 8 W R - - - - - * * 1	

Technical attributes	
Break-in resistance	3750 N
Height	67,3 mm
Width	17,5 mm
Depth	25,5 mm
FaFix® adjustment range	3 mm
Latch bolt engaging depth	5,5 mm
Operating temperature range	-40 °C to +50 °C
Installation position	vertical and horizontal
Load cycles for in-plant test	250000

# Electric Strike

## Fail-unlocked 138W



**Water-resistant electric strikes**  
Model with basic equipment.

**The advantages at a glance**

- Water-proof for use outdoors
- Protection rating IP54 for the electrical components
- Connecting cable 300 mm length
- Equipped with bipolar protective diodes
- Radius keeper, FaFix®, adjustable by 3 mm
- Compatible with standard mortise locks
- Striking plates with 2 position settings available
- Symmetrical design. DIN left/right as well as horizontal applicable

Electrical data	12 V DC	24 V DC
Rated resistance	51 Ω	160 Ω
Rated current consumption 12 V DC	235 mA	150 mA
Max. latch preload DC (stabilised)	30 N	30 N

Characteristics	
Adjustable latch (FF, FaFix®)	•
Monitoring contact (RR)	
Mechanical unlocking (E)	
Bi-directional diode	•
Fail-locked	
Fail-unlocked	•
Hold-open function	

DIN door swing directions	
Universal	1

Voltage	
12 V DC	E9
24 V DC	F9

Order no.
1 3 8 W ..... * * 1

Technical attributes	
Break-in resistance	3750 N
Height	66 mm
Width	17,5 mm
Depth	25,5 mm
FaFix® adjustment range	3 mm
Latch bolt engaging depth	5,5 mm
Operating temperature range	-40 °C to +50 °C
Installation position	vertical and horizontal
Load cycles for in-plant test	250000



# Electric Strike

## Fail-unlocked 138WR



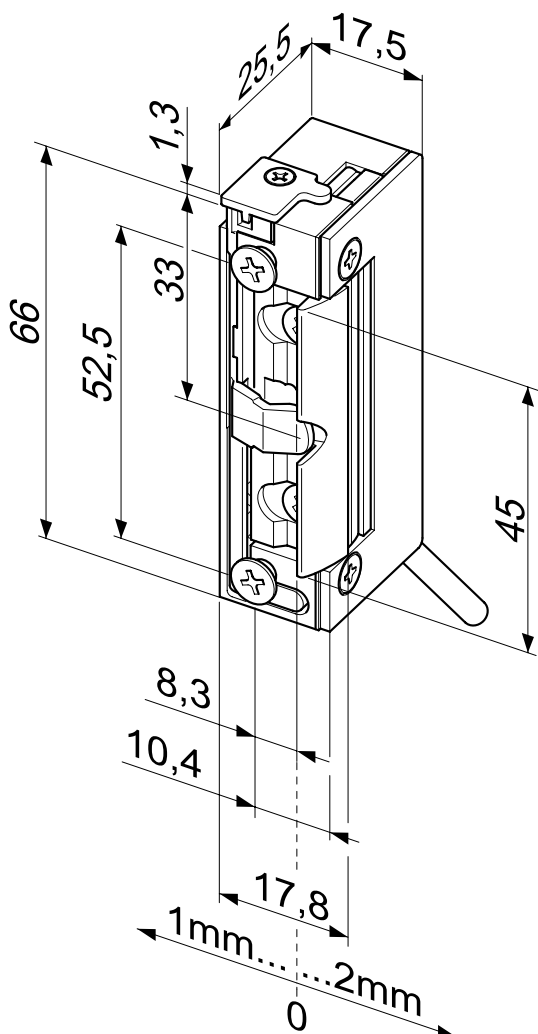
### Water-resistant electric strikes

Model with monitoring contact, triggered by the latch bolt.

### The advantages at a glance

- Water-proof for use outdoors
- Protection rating IP54 for the electrical components
- Connecting cable 300 mm length
- Equipped with bipolar protective diodes
- Radius keeper, FaFix®, adjustable by 3 mm
- Compatible with standard mortise locks
- Striking plates with 2 position settings available
- Symmetrical design. DIN left/right as well as horizontal applicable

Electrical data	12 V DC	24 V DC
Rated resistance	51 Ω	160 Ω
Rated current consumption 12 V DC	235 mA	150 mA
Max. latch preload DC (stabilised)	30 N	30 N
Switching voltage monitoring contact (RR)	12-24 V AC/DC	12-24 V AC/DC
Switching current monitoring contact (RR)	250 mA AC/DC	250 mA AC/DC



Characteristics	
Adjustable latch (FF, FaFix®)	•
Monitoring contact (RR)	•
Mechanical unlocking (E)	
Bi-directional diode	•
Fail-locked	
Fail-unlocked	•
Hold-open function	

DIN door swing directions	
Universal	1


Voltage	
12 V DC	E9
24 V DC	F9

Order no.	
1 3 8 W R - - - - -	* * 1

Technical attributes	
Break-in resistance	3750 N
Height	67,3 mm
Width	17,5 mm
Depth	25,5 mm
FaFix® adjustment range	3 mm
Latch bolt engaging depth	5,5 mm
Operating temperature range	-40 °C to +50 °C
Installation position	vertical and horizontal
Load cycles for in-plant test	250000

# Electric Strike

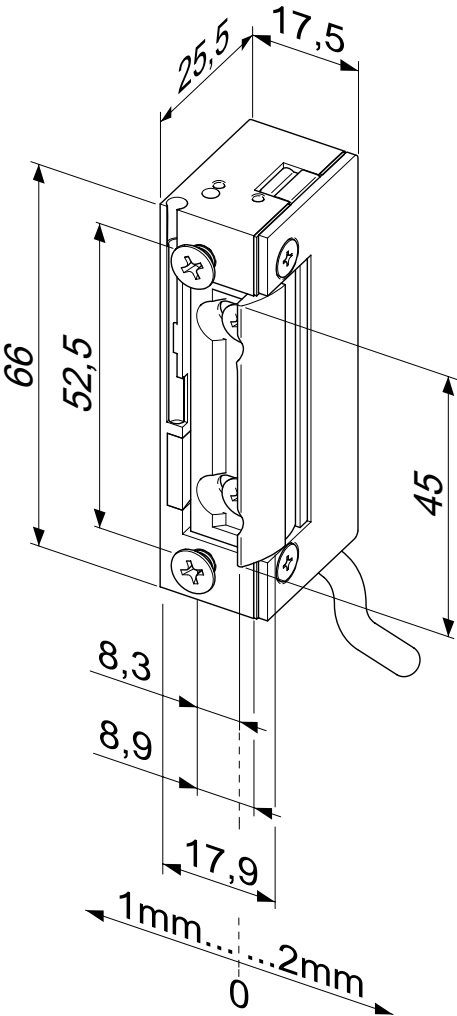
## Fail-locked 148W with hold-open function



**Water-resistant electric strikes**  
Model with basic equipment and hold-open function.

- The advantages at a glance**
- Water-proof for use outdoors
  - Protection rating IP54 for the electrical components
  - Connecting cable 300 mm length
  - Equipped with bipolar protective diodes
  - Radius keeper, FaFix®, adjustable by 3 mm
  - Compatible with standard mortise locks
  - Striking plates with 2 position settings available
  - Symmetrical design. DIN left/right as well as horizontal applicable

Electrical data	10-24 V AC/DC	22-42 V AC/DC
Continuous duty	11-13 V DC	22-26 V DC
Rated resistance	43 Ω	200 Ω
Rated current consumption 12 V DC	280 mA	
Rated current consumption 24 V DC	560 mA	120 mA
Rated current consumption 12 V AC	250 mA	
Rated current consumption 24 V AC	500 mA	60 mA
Max. latch preload AC	200 N (12V) >350 N (24V)	200 N (24V) >350 N (42V)
Max. latch preload DC (stabilised)	50 N (12V) >200 N (24V)	50 N (24V) >350 N (42V)



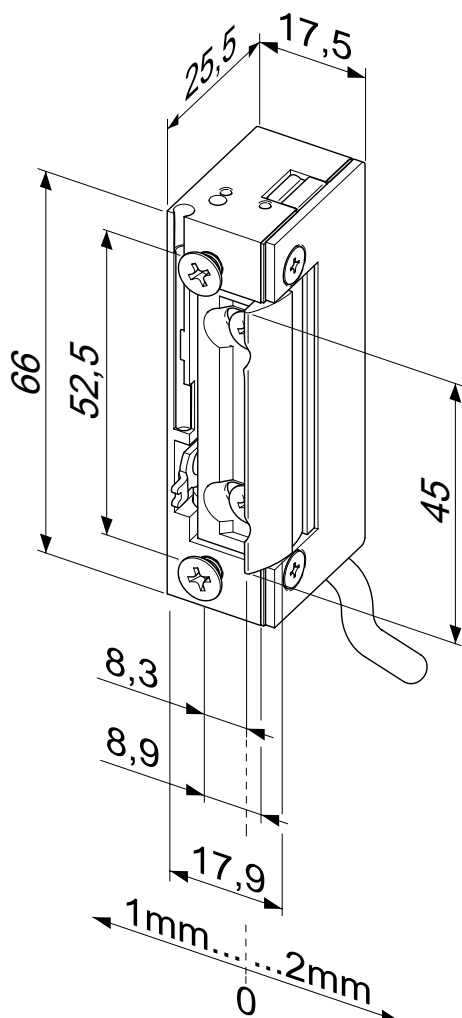

Characteristics	
Adjustable latch (FF, FaFix®)	•
Monitoring contact (RR)	
Mechanical unlocking (E)	
Bi-directional diode	•
Fail-locked	•
Fail-unlocked	
Hold-open function (reversible)	•

Technical attributes	
Break-in resistance	3750 N
Height	66 mm
Width	17,5 mm
Depth	25,5 mm
FaFix® adjustment range	3 mm
Latch bolt engaging depth	5,5 mm
Operating temperature range	-40 °C to +50 °C
Installation position	vertical and horizontal
Load cycles for in-plant test	250000

DIN door swing directions	
Universal	1
Voltage	
10-24 V AC/DC	A7
22-42 V AC/DC	B7
Order no.	
1 4 8 W - - - - - * * 1	

## Electric Strike

### Fail-locked 148WE with hold-open function



#### Water-resistant electric strikes

Model with mechanical unlocking and hold-open function.

#### The advantages at a glance

- Water-proof for use outdoors
- Protection rating IP54 for the electrical components
- Connecting cable 300 mm length
- Equipped with bipolar protective diodes
- Radius keeper, FaFix®, adjustable by 3 mm
- Compatible with standard mortise locks
- Striking plates with 2 position settings available
- Symmetrical design. DIN left/right as well as horizontal applicable

Electrical data	10-24 V AC/DC	22-42 V AC/DC
Continuous duty	11-13 V DC	22-26 V DC
Rated resistance	43 Ω	200 Ω
Rated current consumption 12 V DC	280 mA	
Rated current consumption 24 V DC	560 mA	120 mA
Rated current consumption 12 V AC	250 mA	
Rated current consumption 24 V AC	500 mA	60 mA
Max. latch preload AC	200 N (12V) >350 N (24V)	200 N (24V) >350 N (42V)
Max. latch preload DC (stabilised)	50 N (12V) >200 N (24V)	50 N (24V) >350 N (42V)

#### Characteristics

Adjustable latch (FF, FaFix®)	•
Monitoring contact (RR)	
Mechanical unlocking (E)	•
Bi-directional diode	•
Fail-locked	•
Fail-unlocked	
Hold-open function (reversible)	•

#### Technical attributes

Break-in resistance	3750 N
Height	66 mm
Width	17,5 mm
Depth	25,5 mm
FaFix® adjustment range	3 mm
Latch bolt engaging depth	5,5 mm
Operating temperature range	-40 °C to +50 °C
Installation position	vertical and horizontal
Load cycles for in-plant test	250000

#### DIN door swing directions

Universal	1
-----------	---

#### Voltage

10-24 V AC/DC	A7
22-42 V AC/DC	B7

#### Order no.

1 4 8 W E - - - - - \* \* 1

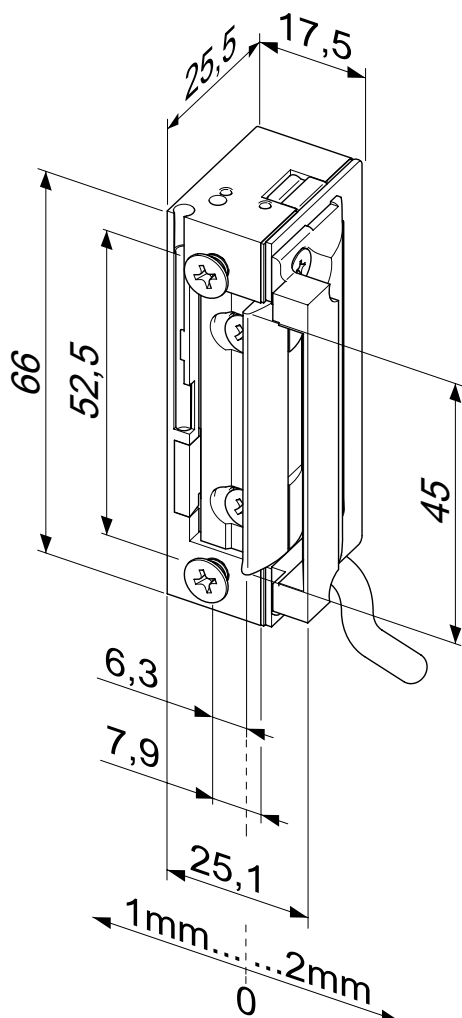
# The most prevalent models in the overview

## Electric strikes 118W, 138W, 148W

Order codes	10-24V AC/DC	22-42V AC/DC	Fail- locked	Fail- unlocked	12V DC	24V DC	Unlocking lever	Suppressor diode	Monitoring contact	Hold-open function	FaFix® +2/-1mm
118W-----A71	•		•					•			•
118W-----B71		•	•					•			•
118WE-----A71	•		•				•	•			•
118WE-----B71		•	•				•	•			•
118WR-----A71	•		•					•	•		•
118WR-----B71		•	•					•	•		•
138W-----E91				•	•			•			•
138W-----F91				•		•		•			•
138WR-----E91				•	•			•	•		•
138WR-----F91				•		•		•	•		•
148W-----A71	•		•					•		•	•
148W-----B71		•	•					•		•	•
148WE-----A71	•		•				•	•		•	•
148WE-----B71		•	•				•	•		•	•

# Electric Strike

## Fail-locked 118W.10 ProFix® 1



### Water-resistant electric strikes

Model with basic equipment.

### The advantages at a glance

- Water-proof for use outdoors
- Protection rating IP54 for the electrical components
- Connecting cable 300 mm length
- Equipped with bipolar protective diodes
- Radius keeper, FaFix®, adjustable by 3 mm
- Compatible with standard mortise locks
- Compatible with ProFix® 1 striking plates
- Symmetrical design. DIN left/right as well as horizontal applicable

Electrical data	10-24 V AC/DC	22-42 V AC/DC
Continuous duty	11-13 V DC	22-26 V DC
Rated resistance	43 Ω	200 Ω
Rated current consumption 12 V DC	280 mA	
Rated current consumption 24 V DC	560 mA	120 mA
Rated current consumption 12 V AC	250 mA	
Rated current consumption 24 V AC	500 mA	60 mA
Max. latch preload AC	200 N (12V) >350 N (24V)	200 N (24V) >350 N (42V)
Max. latch preload DC (stabilised)	50 N (12V) >200 N (24V)	50 N (24V) >350 N (42V)

### Characteristics

Adjustable latch (FF, FaFix®)	•
Monitoring contact (RR)	
Mechanical unlocking (E)	
Bi-directional diode	•
Fail-locked	•
Fail-unlocked	
Hold-open function	

### Technical attributes

Break-in resistance	3750 N
Height	66 mm
Width	25,1 mm
Depth	25,5 mm
FaFix® adjustment range	3 mm
Latch bolt engaging depth	5,5 mm
Operating temperature range	-40 °C to +50 °C
Installation position	vertical and horizontal
Load cycles for in-plant test	250000

### DIN door swing directions

Universal	1
-----------	---

### Voltage

10-24 V AC/DC	A7
22-42 V AC/DC	B7

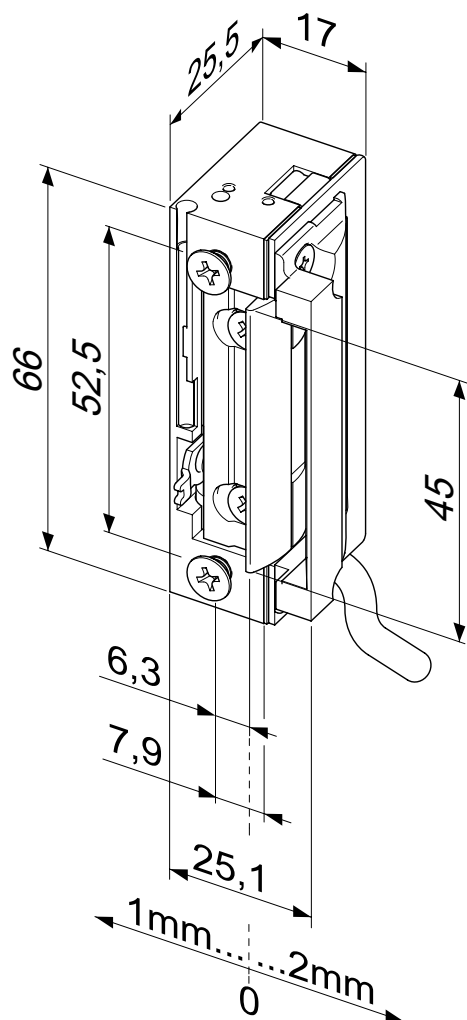
### Order no.

1 1 8 W . 1 0 - - - - \* \* 1



## Electric Strike

# Fail-locked 118WE10 ProFix® 1



## Water-resistant electric strikes

Model with mechanical unlocking.

## The advantages at a glance

- Water-proof for use outdoors
- Protection rating IP54 for the electrical components
- Connecting cable 300 mm length
- Equipped with bipolar protective diodes
- Radius keeper, FaFix®, adjustable by 3 mm
- Compatible with standard mortise locks
- Compatible with ProFix® 1 striking plates
- Symmetrical design. DIN left/right as well as horizontal applicable

Electrical data	10-24 V AC/DC	22-42 V AC/DC
Continuous duty	11-13 V DC	22-26 V DC
Rated resistance	43 Ω	200 Ω
Rated current consumption 12 V DC	280 mA	
Rated current consumption 24 V DC	560 mA	120 mA
Rated current consumption 12 V AC	250 mA	
Rated current consumption 24 V AC	500 mA	60 mA
Max. latch preload AC	200 N (12V) >350 N (24V)	200 N (24V) >350 N (42V)
Max. latch preload DC (stabilised)	50 N (12V) >200 N (24V)	50 N (24V) >350 N (42V)

Characteristics		Technical attributes	
Adjustable latch (FF, FaFix®)	•	Break-in resistance	3750 N
Monitoring contact (RR)		Height	66 mm
Mechanical unlocking (E)	•	Width	25,1 mm
Bi-directional diode	•	Depth	25,5 mm
Fail-locked	•	FaFix® adjustment range	3 mm
Fail-unlocked		Latch bolt engaging depth	5,5 mm
Hold-open function		Operating temperature range	-40 °C to +50 °C
		Installation position	vertical and horizontal
		Load cycles for in-plant test	250000

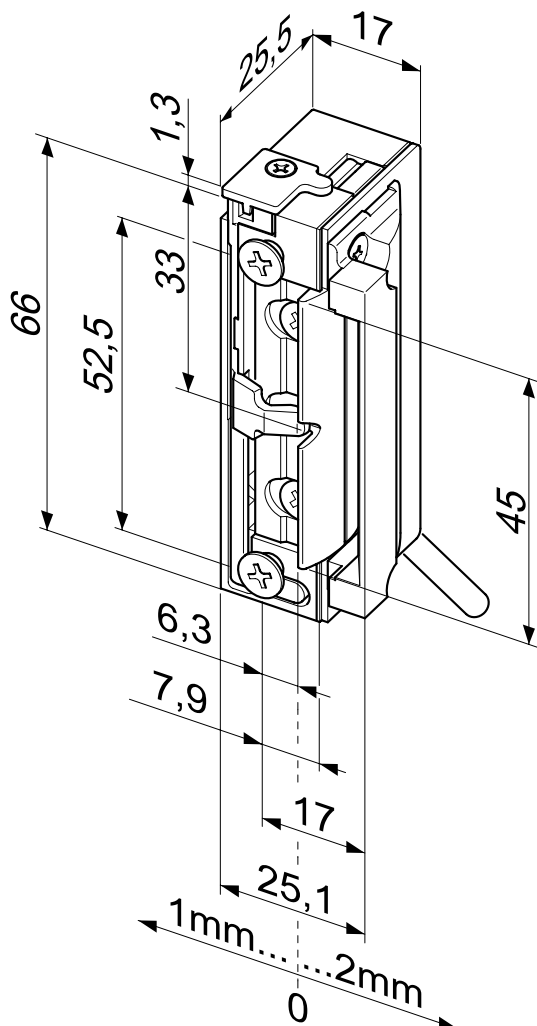
DIN door swing directions	
Universal	1

Voltage	
10-24 V AC/DC	A7
22-42 V AC/DC	B7

Order no.  
118WE10----\*\*1

# Electric Strike

## Fail-locked 118W.20 ProFix® 1



### Water-resistant electric strikes

Model with monitoring contact, actuated by the latch bolt.

### The advantages at a glance

- Water-proof for use outdoors
- Protection rating IP54 for the electrical components
- Connecting cable 300 mm length
- Equipped with bipolar protective diodes
- Radius keeper, FaFix®, adjustable by 3 mm
- Compatible with standard mortise locks
- Compatible with ProFix® 1 striking plates
- Symmetrical design. DIN left/right as well as horizontal applicable

Electrical data	10-24 V AC/DC	22-42 V AC/DC
Continuous duty	11-13 V DC	22-26 V DC
Rated resistance	43 Ω	200 Ω
Rated current consumption 12 V DC	280 mA	
Rated current consumption 24 V DC	560 mA	120 mA
Rated current consumption 12 V AC	250 mA	
Rated current consumption 24 V AC	500 mA	60 mA
Max. latch preload AC	200 N (12V) >350 N (24V)	200 N (24V) >350 N (42V)
Max. latch preload DC (stabilised)	50 N (12V) >200 N (24V)	50 N (24V) >350 N (42V)
Switching voltage monitoring contact (RR)	12-24 V AC/DC	12-24 V AC/DC
Switching current monitoring contact (RR)	250 mA AC/DC	250 mA AC/DC

### Characteristics

Adjustable latch (FF, FaFix®)	•
Monitoring contact (RR)	•
Mechanical unlocking (E)	
Bi-directional diode	•
Fail-locked	•
Fail-unlocked	
Hold-open function	

### DIN door swing directions

Universal	1
-----------	---

### Voltage

10-24 V AC/DC	A7
22-42 V AC/DC	B7

### Order no.

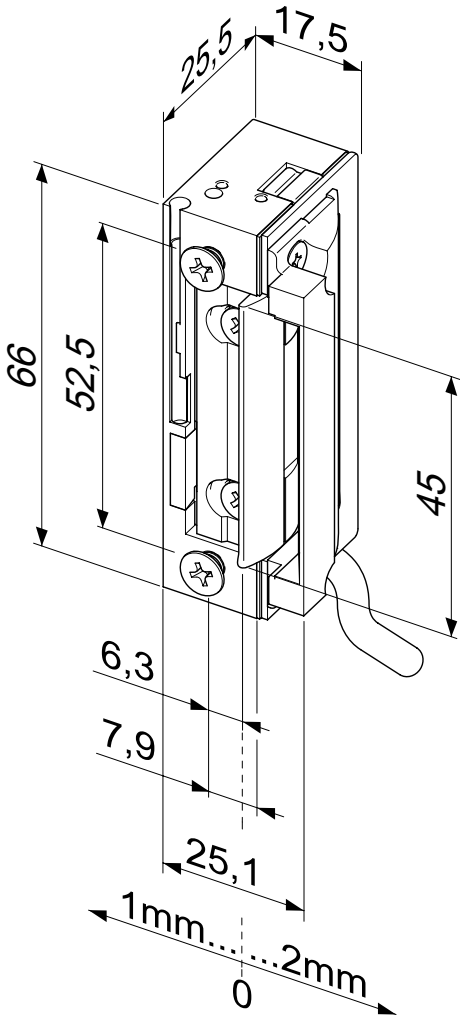
118 W . 20 - - - - \* \* 1

### Technical attributes

Break-in resistance	3750 N
Height	66 mm
Width	25,1 mm
Depth	25,5 mm
FaFix® adjustment range	3 mm
Latch bolt engaging depth	5,5 mm
Operating temperature range	-40 °C to +50 °C
Installation position	vertical and horizontal
Load cycles for in-plant test	250000

# Electric Strike

## Fail-unlocked 138W.10 ProFix® 1



Water-resistant electric strikes  
Model with basic equipment.

The advantages at a glance

- Water-proof for use outdoors
- Protection rating IP54 for the electrical components
- Connecting cable 300 mm length
- Equipped with bipolar protective diodes
- Radius keeper, FaFix®, adjustable by 3 mm
- Compatible with standard mortise locks
- Compatible with ProFix® 1 striking plates
- Symmetrical design. DIN left/right as well as horizontal applicable

Electrical data	12 V DC	24 V DC
Rated resistance	51 Ω	160 Ω
Rated current consumption 12 V DC	235 mA	150 mA
Max. latch preload DC (stabilised)	30 N	30 N

Characteristics	
Adjustable latch (FF, FaFix®)	•
Monitoring contact (RR)	
Mechanical unlocking (E)	
Bi-directional diode	•
Fail-locked	
Fail-unlocked	•
Hold-open function	

DIN door swing directions	
Universal	1

Voltage	
12 V DC	E9
24 V DC	F9

Order no.
1 3 8 W . 1 0 - - - - * * 1

Technical attributes	
Break-in resistance	3750 N
Height	66 mm
Width	25,1 mm
Depth	25,5 mm
FaFix® adjustment range	3 mm
Latch bolt engaging depth	5,5 mm
Operating temperature range	-40 °C to +50 °C
Installation position	vertical and horizontal
Load cycles for in-plant test	250000

# Electric Strike

## Fail-unlocked 138W.20 ProFix® 1



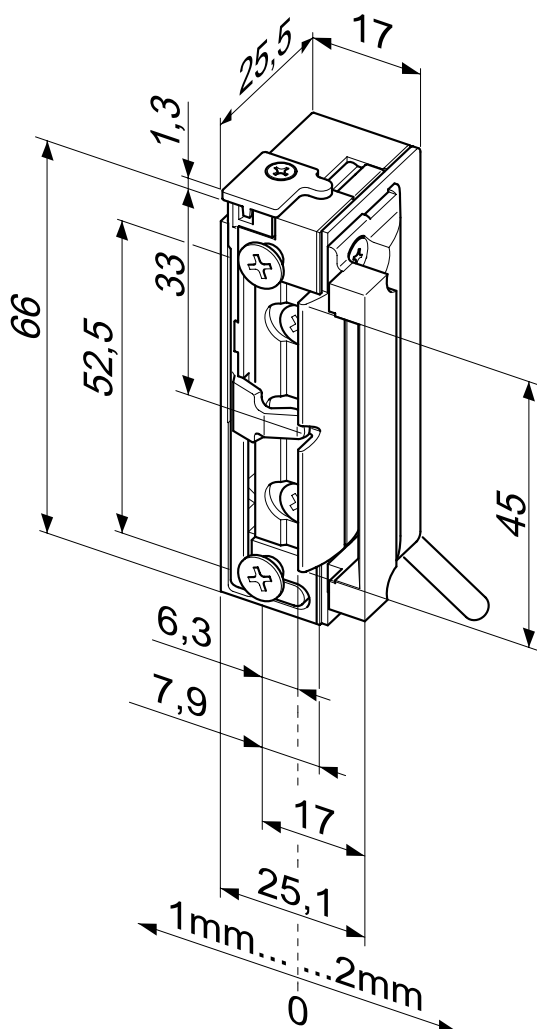
### Water-resistant electric strikes

Model with monitoring contact, actuated by the latch bolt.

### The advantages at a glance

- Water-proof for use outdoors
- Protection rating IP54 for the electrical components
- Connecting cable 300 mm length
- Equipped with bipolar protective diodes
- Radius keeper, FaFix®, adjustable by 3 mm
- Compatible with standard mortise locks
- Compatible with ProFix® 1 striking plates
- Symmetrical design. DIN left/right as well as horizontal applicable

Electrical data	12 V DC	24 V DC
Rated resistance	51 Ω	160 Ω
Rated current consumption 12 V DC	235 mA	150 mA
Max. latch preload DC (stabilised)	30 N	30 N
Switching voltage monitoring contact (RR)	12-24 V AC/DC	12-24 V AC/DC
Switching current monitoring contact (RR)	250 mA AC/DC	250 mA AC/DC



Characteristics	
Adjustable latch (FF, FaFix®)	•
Monitoring contact (RR)	•
Bi-directional diode	•
Fail-locked	•
Fail-unlocked	•
Hold-open function	•

DIN door swing directions	
Universal	1

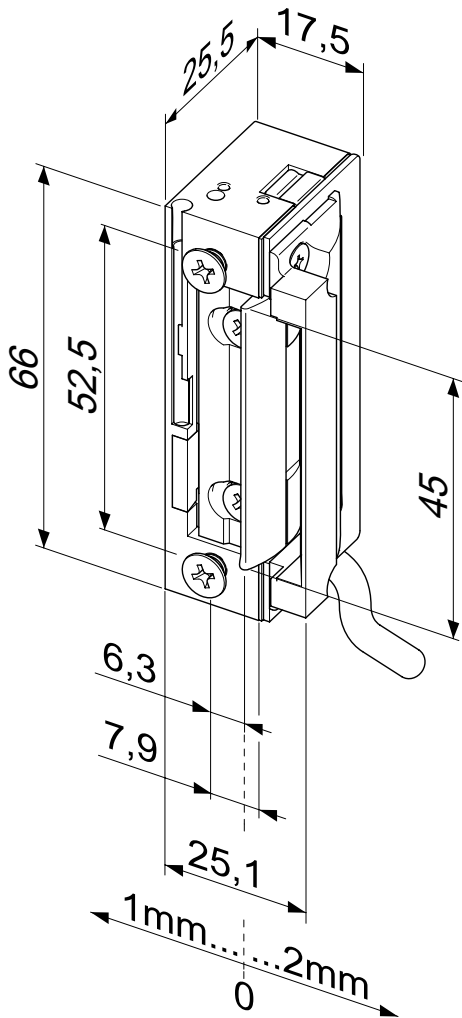
Voltage	
12 V DC	E9
24 V DC	F9

Order no.	
138W.20-----**1	

Technical attributes	
Break-in resistance	3750 N
Height	66 mm
Width	25,1 mm
Depth	25,5 mm
FaFix® adjustment range	3 mm
Latch bolt engaging depth	5,5 mm
Operating temperature range	-40 °C to +50 °C
Installation position	vertical and horizontal
Load cycles for in-plant test	250000

# Electric Strike

## Fail-locked 148W.10 ProFix® 1 with hold-open function



**Water-resistant electric strikes**  
Model with basic equipment and hold-open function.

- The advantages at a glance**
- Water-proof for use outdoors
  - Protection rating IP54 for the electrical components
  - Connecting cable 300 mm length
  - Equipped with bipolar protective diodes
  - Radius keeper, FaFix®, adjustable by 3 mm
  - Compatible with standard mortise locks
  - Compatible with ProFix® 1 striking plates
  - Symmetrical design. DIN left/right as well as horizontal applicable

Electrical data	10-24 V AC/DC	22-42 V AC/DC
Continuous duty	11-13 V DC	22-26 V DC
Rated resistance	43 Ω	200 Ω
Rated current consumption 12 V DC	280 mA	
Rated current consumption 24 V DC	560 mA	120 mA
Rated current consumption 12 V AC	250 mA	
Rated current consumption 24 V AC	500 mA	60 mA
Max. latch preload AC	200 N (12V) >350 N (24V)	200 N (24V) >350 N (42V)
Max. latch preload DC (stabilised)	50 N (12V) >200 N (24V)	50 N (24V) >350 N (42V)

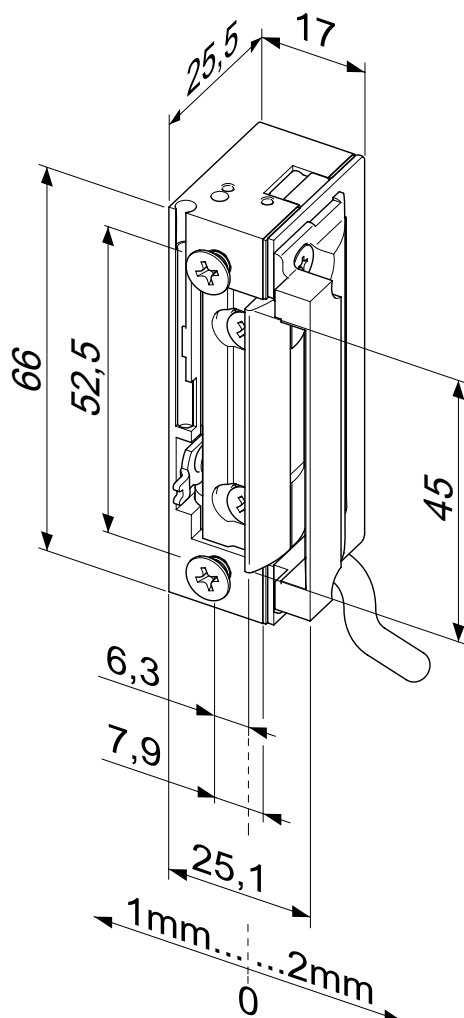
Characteristics	Technical attributes
Adjustable latch (FF, FaFix®)	Break-in resistance 3750 N
Monitoring contact (RR)	Height 66 mm
Mechanical unlocking (E)	Width 25,1 mm
Bi-directional diode	Depth 25,5 mm
Fail-locked	FaFix® adjustment range 3 mm
Fail-unlocked	Latch bolt engaging depth 5,5 mm
Hold-open function (reversible)	Operating temperature range -40 °C to +50 °C
	Installation position vertical and horizontal
	Load cycles for in-plant test 250000

DIN door swing directions
Universal 1
Voltage
10-24 V AC/DC A7
22-42 V AC/DC B7
Order no.
1 4 8 W . 1 0 - - - - * * 1



## Electric Strike

### Fail-locked 148WE10 ProFix® 1 with hold-open function



#### Water-resistant electric strikes

Model with mechanical unlocking and hold-open function.

#### The advantages at a glance

- Water-proof for use outdoors
- Protection rating IP54 for the electrical components
- Connecting cable 300 mm length
- Equipped with bipolar protective diodes
- Radius keeper, FaFix®, adjustable by 3 mm
- Compatible with standard mortise locks
- Compatible with ProFix® 1 striking plates
- Symmetrical design. DIN left/right as well as horizontal applicable

Electrical data	10-24 V AC/DC	22-42 V AC/DC
Continuous duty	11-13 V DC	22-26 V DC
Rated resistance	43 Ω	200 Ω
Rated current consumption 12 V DC	280 mA	
Rated current consumption 24 V DC	560 mA	120 mA
Rated current consumption 12 V AC	250 mA	
Rated current consumption 24 V AC	500 mA	60 mA
Max. latch preload AC	200 N (12V) >350 N (24V)	200 N (24V) >350 N (42V)
Max. latch preload DC (stabilised)	50 N (12V) >200 N (24V)	50 N (24V) >350 N (42V)

#### Characteristics

Adjustable latch (FF, FaFix®)	•
Monitoring contact (RR)	
Mechanical unlocking (E)	•
Bi-directional diode	•
Fail-locked	•
Fail-unlocked	
Hold-open function (reversible)	•

#### Technical attributes

Break-in resistance	3750 N
Height	66 mm
Width	25,1 mm
Depth	25,5 mm
FaFix® adjustment range	3 mm
Latch bolt engaging depth	5,5 mm
Operating temperature range	-40 °C to +50 °C
Installation position	vertical and horizontal
Load cycles for in-plant test	250000

#### DIN door swing directions

Universal	1
-----------	---

#### Voltage

10-24 V AC/DC	A7
22-42 V AC/DC	B7

#### Order no.

1 4 8 W E 1 0 - - - - \* \* 1

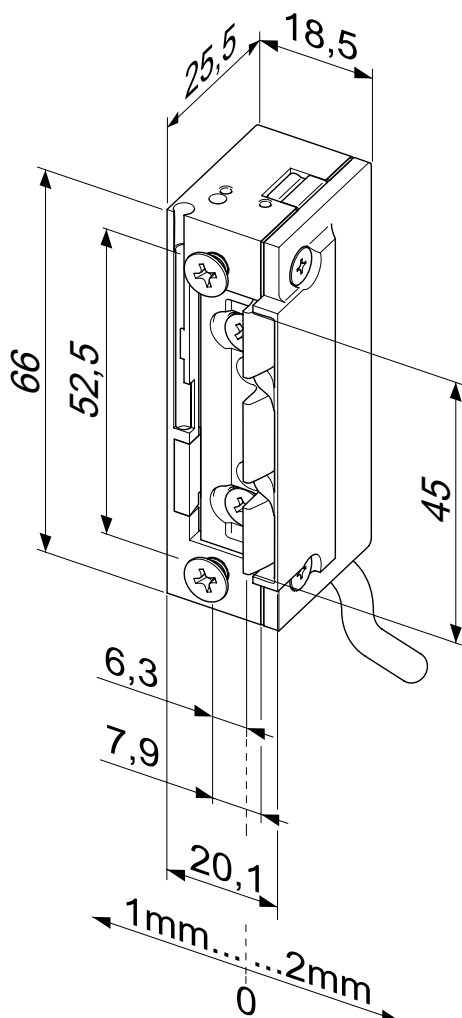

# The most prevalent models in the overview in ProFix®1 version

Electric strikes 118W, 138W, 148W in ProFix® 1 version

Order codes	10-24V AC/DC	22-42V AC/DC	Fail- locked	Fail- unlocked	12V DC	24V DC	Unlocking lever	Suppressor diode	Monitoring contact	Hold-open function	FaFix® +2/-1mm
118W.10-----A71	•		•					•			•
118W.10-----B71		•	•					•			•
118WE.10----A71	•		•				•	•			•
118WE.10----B71		•	•				•	•			•
118W.20-----A71	•		•					•	•		•
118W.20-----B71		•	•					•	•		•
138W.10-----E91				•	•			•			•
138W.10-----F91				•		•		•			•
138W.20-----E91				•	•			•	•		•
138W.20-----F91				•		•		•	•		•
148W.10-----A71	•		•					•		•	•
148W.10-----B71		•	•					•		•	•
148WE10-----A71	•		•				•	•		•	•
148WE10-----B71		•	•				•	•		•	•

# Electric Strike

## Fail-locked 118W.13 ProFix® 2



### Water-resistant electric strikes

Model with basic equipment.

### The advantages at a glance

- Water-proof for use outdoors
- Protection rating IP54 for the electrical components
- Connecting cable 300 mm length
- Equipped with bipolar protective diodes
- Radius keeper, FaFix®, adjustable by 3 mm
- Compatible with standard mortise locks
- Compatible with ProFix® 2 striking plates
- Symmetrical design. DIN left/right as well as horizontal applicable

Electrical data	10-24 V AC/DC	22-42 V AC/DC
Continuous duty	11-13 V DC	22-26 V DC
Rated resistance	43 Ω	200 Ω
Rated current consumption 12 V DC	280 mA	
Rated current consumption 24 V DC	560 mA	120 mA
Rated current consumption 12 V AC	250 mA	
Rated current consumption 24 V AC	500 mA	60 mA
Max. latch preload AC	200 N (12V) >350 N (24V)	200 N (24V) >350 N (42V)
Max. latch preload DC (stabilised)	50 N (12V) >200 N (24V)	50 N (24V) >350 N (42V)

### Characteristics

Adjustable latch (FF, FaFix®)	•
Monitoring contact (RR)	
Mechanical unlocking (E)	
Bi-directional diode	•
Fail-locked	•
Fail-unlocked	
Hold-open function	

### DIN door swing directions

Universal	1
-----------	---

### Voltage

10-24 V AC/DC	A7
22-42 V AC/DC	B7

### Order no.

118W.13-----\*\*1

### Technical attributes

Break-in resistance	3750 N
Height	66 mm
Width	20,1 mm
Depth	25,5 mm
FaFix® adjustment range	3 mm
Latch bolt engaging depth	5,5 mm
Operating temperature range	-40 °C to +50 °C
Installation position	vertical and horizontal
Load cycles for in-plant test	250000

# Electric Strike

## Fail-locked 118WE13 ProFix® 2

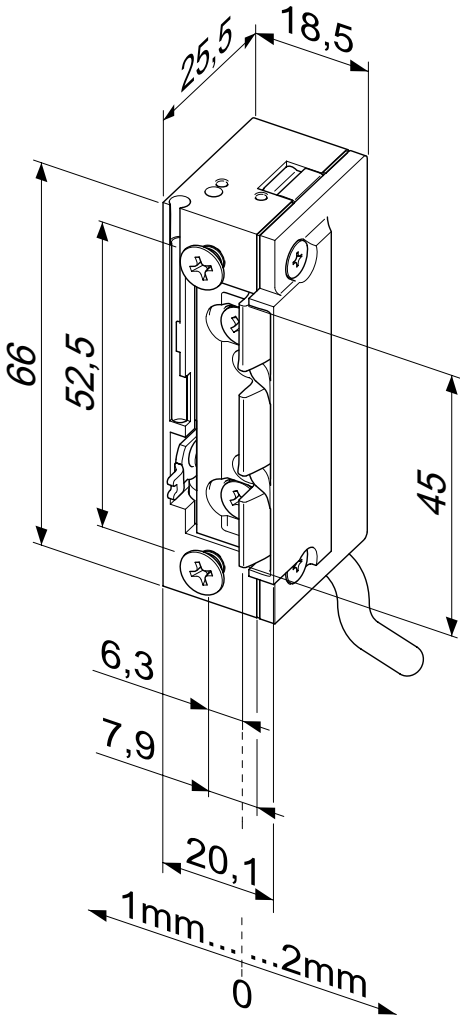


Water-resistant electric strikes  
Model with mechanical unlocking.

The advantages at a glance

- Water-proof for use outdoors
- Protection rating IP54 for the electrical components
- Connecting cable 300 mm length
- Equipped with bipolar protective diodes
- Radius keeper, FaFix®, adjustable by 3 mm
- Compatible with standard mortise locks
- Compatible with ProFix® 2 striking plates
- Symmetrical design. DIN left/right as well as horizontal applicable

Electrical data	10-24 V AC/DC	22-42 V AC/DC
Continuous duty	11-13 V DC	22-26 V DC
Rated resistance	43 Ω	200 Ω
Rated current consumption 12 V DC	280 mA	
Rated current consumption 24 V DC	560 mA	120 mA
Rated current consumption 12 V AC	250 mA	
Rated current consumption 24 V AC	500 mA	60 mA
Max. latch preload AC	200 N (12V) >350 N (24V)	200 N (24V) >350 N (42V)
Max. latch preload DC (stabilised)	50 N (12V) >200 N (24V)	50 N (24V) >350 N (42V)



Characteristics	
Adjustable latch (FF, FaFix®)	•
Monitoring contact (RR)	
Mechanical unlocking (E)	•
Bi-directional diode	•
Fail-locked	•
Fail-unlocked	
Hold-open function	

Technical attributes	
Break-in resistance	3750 N
Height	66 mm
Width	20,1 mm
Depth	25,5 mm
FaFix® adjustment range	3 mm
Latch bolt engaging depth	5,5 mm
Operating temperature range	-40 °C to +50 °C
Installation position	vertical and horizontal
Load cycles for in-plant test	250000

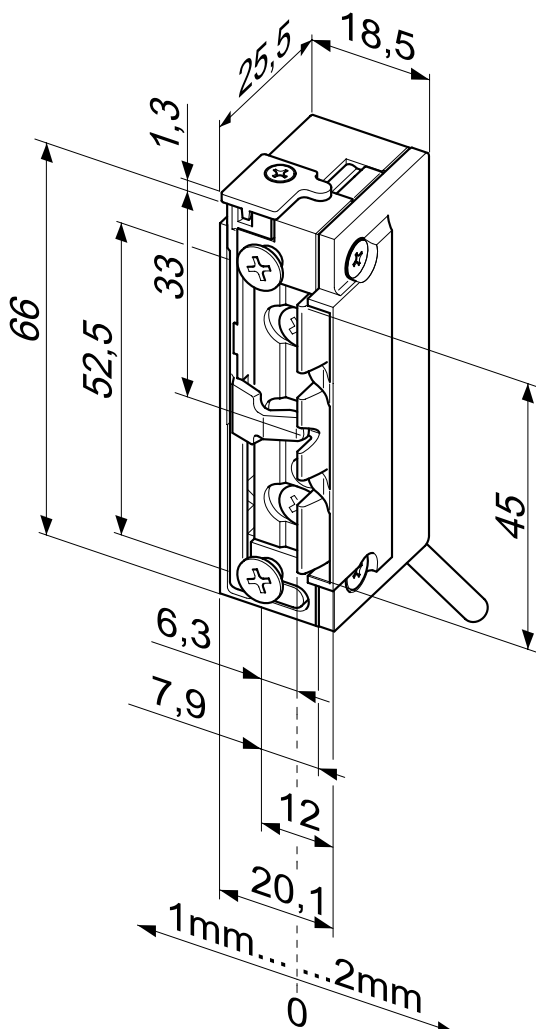

DIN door swing directions	
Universal	1

Voltage	
10-24 V AC/DC	A7
22-42 V AC/DC	B7

Order no.	
118WE13-----**1	

# Electric Strike

## Fail-locked 118W.23 ProFix® 2



### Water-resistant electric strikes

Model with monitoring contact actuated by the latch bolt.

### The advantages at a glance

- Water-proof for use outdoors
- Protection rating IP54 for the electrical components
- Connecting cable 300 mm length
- Equipped with bipolar protective diodes
- Radius keeper, FaFix®, adjustable by 3 mm
- Compatible with standard mortise locks
- Compatible with ProFix® 2 striking plates
- Symmetrical design. DIN left/right as well as horizontal applicable

Electrical data	10-24 V AC/DC	22-42 V AC/DC
Continuous duty	11-13 V DC	22-26 V DC
Rated resistance	43 Ω	200 Ω
Rated current consumption 12 V DC	280 mA	
Rated current consumption 24 V DC	560 mA	120 mA
Rated current consumption 12 V AC	250 mA	
Rated current consumption 24 V AC	500 mA	60 mA
Max. latch preload AC	200 N (12V) >350 N (24V)	200 N (24V) >350 N (42V)
Max. latch preload DC (stabilised)	50 N (12V) >200 N (24V)	50 N (24V) >350 N (42V)
Switching voltage monitoring contact (RR)	12-24 V AC/DC	12-24 V AC/DC
Switching current monitoring contact (RR)	250 mA AC/DC	250 mA AC/DC

### Characteristics

Adjustable latch (FF, FaFix®)	•
Monitoring contact (RR)	•
Mechanical unlocking (E)	
Bi-directional diode	•
Fail-locked	•
Fail-unlocked	
Hold-open function	

### DIN door swing directions

Universal	1
-----------	---

### Voltage

10-24 V AC/DC	A7
22-42 V AC/DC	B7

### Order no.

118 W.23 - - - - - \* \* 1

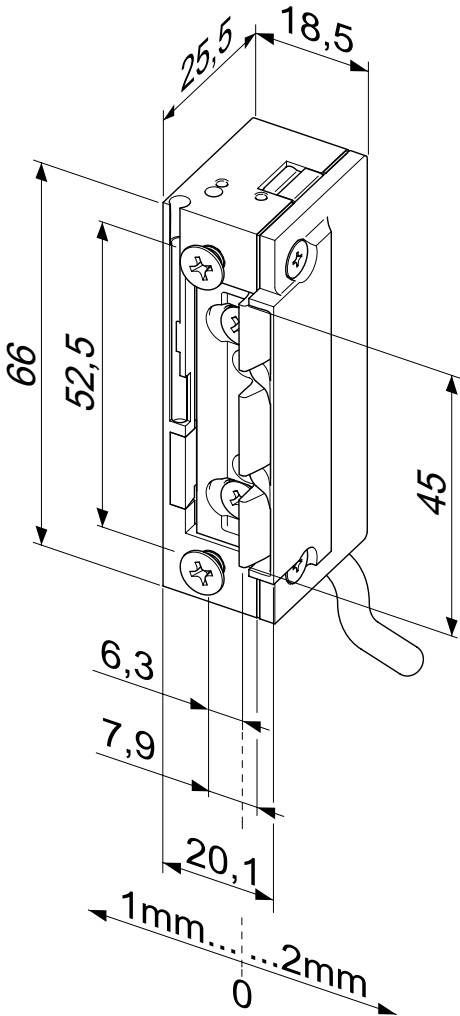
### Technical attributes

Break-in resistance	3750 N
Height	67,3 mm
Width	20,1 mm
Depth	25,5 mm
FaFix® adjustment range	3 mm
Latch bolt engaging depth	5,5 mm
Operating temperature range	-40 °C to +50 °C
Installation position	vertical and horizontal
Load cycles for in-plant test	250000



# Electric Strike

## Fail-unlocked 138W.13 ProFix® 2



**Water-resistant electric strikes**  
Model with basic equipment.

### The advantages at a glance

- Water-proof for use outdoors
- Protection rating IP54 for the electrical components
- Connecting cable 300 mm length
- Equipped with bipolar protective diodes
- Radius keeper, FaFix®, adjustable by 3 mm
- Compatible with standard mortise locks
- Compatible with ProFix® 2 striking plates
- Symmetrical design. DIN left/right as well as horizontal applicable

Electrical data	12 V DC	24 V DC
Rated resistance	51 Ω	160 Ω
Rated current consumption 12 V DC	235 mA	150 mA
Max. latch preload DC (stabilised)	30 N	30 N

Characteristics	Technical attributes
Adjustable latch (FF, FaFix®)	Break-in resistance 3750 N
Monitoring contact (RR)	Height 66 mm
Mechanical unlocking (E)	Width 20,1 mm
Bi-directional diode	Depth 25,5 mm
Fail-locked	FaFix® adjustment range 3 mm
Fail-unlocked	Latch bolt engaging depth 5,5 mm
Hold-open function	Operating temperature range -40 °C to +50 °C
	Installation position vertical and horizontal
	Load cycles for in-plant test 250000


DIN door swing directions	
Universal	1

Voltage	
12 V DC	E9
24 V DC	F9

Order no.
1 3 8 W . 1 3 - - - - * * 1

# Electric Strike

## Fail-unlocked 138W.23 ProFix® 2



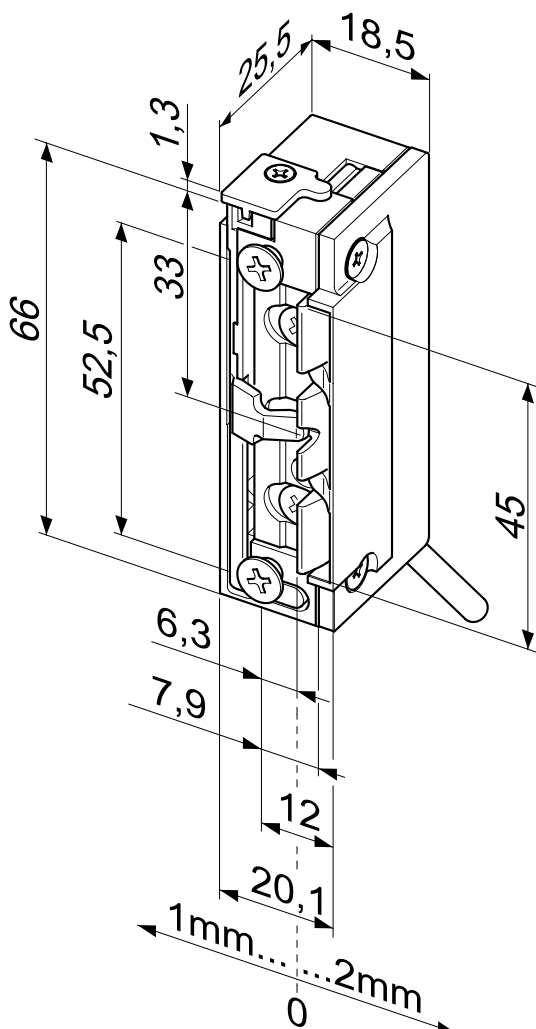
### Water-resistant electric strikes

Model with monitoring contact, actuated by the latch bolt.

### The advantages at a glance

- Water-proof for use outdoors
- Protection rating IP54 for the electrical components
- Connecting cable 300 mm length
- Equipped with bipolar protective diodes
- Radius keeper, FaFix®, adjustable by 3 mm
- Compatible with standard mortise locks
- Compatible with ProFix® 2 striking plates
- Symmetrical design. DIN left/right as well as horizontal applicable

Electrical data	12 V DC	24 V DC
Rated resistance	51 Ω	160 Ω
Rated current consumption 12 V DC	235 mA	150 mA
Max. latch preload DC (stabilised)	30 N	30 N
Switching voltage monitoring contact (RR)	12-24 V AC/DC	12-24 V AC/DC
Switching current monitoring contact (RR)	250 mA AC/DC	250 mA AC/DC



Characteristics	
Adjustable latch (FF, FaFix®)	•
Monitoring contact (RR)	•
Mechanical unlocking (E)	
Bi-directional diode	•
Fail-locked	
Fail-unlocked	•
Hold-open function	

DIN door swing directions	
Universal	1

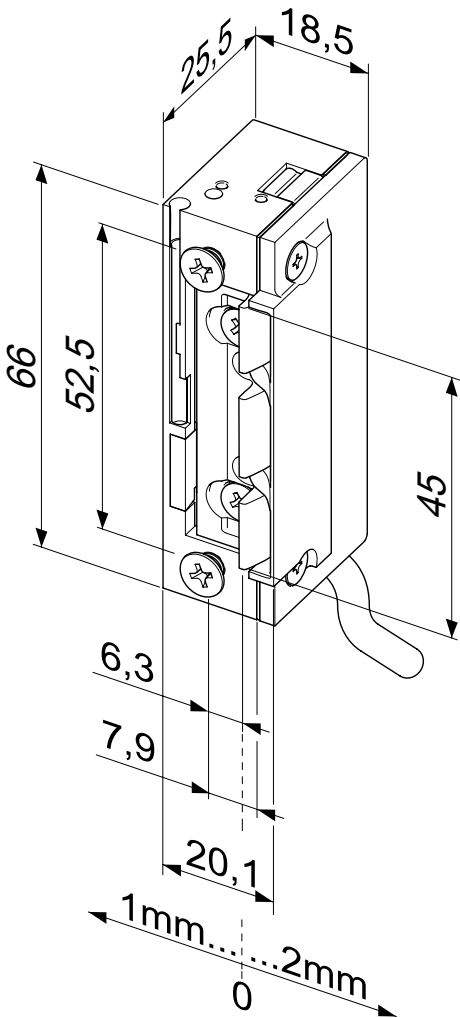

Voltage	
12 V DC	E9
24 V DC	F9

Order no.	
1 3 8 W . 2 3 - - - - - * * 1	

Technical attributes	
Break-in resistance	3750 N
Height	67,3 mm
Width	20,1 mm
Depth	25,5 mm
FaFix® adjustment range	3 mm
Latch bolt engaging depth	5,5 mm
Operating temperature range	-40 °C to +50 °C
Installation position	vertical and horizontal
Load cycles for in-plant test	250000

# Electric Strike

## Fail-locked 148W.13 ProFix® 2 with hold-open function



**Water-resistant electric strikes**  
Model with basic equipment and hold-open function.

- The advantages at a glance**
- Water-proof for use outdoors
  - Protection rating IP54 for the electrical components
  - Connecting cable 300 mm length
  - Equipped with bipolar protective diodes
  - Radius keeper, FaFix®, adjustable by 3 mm
  - Compatible with standard mortise locks
  - Compatible with ProFix® 2 striking plates
  - Symmetrical design. DIN left/right as well as horizontal applicable

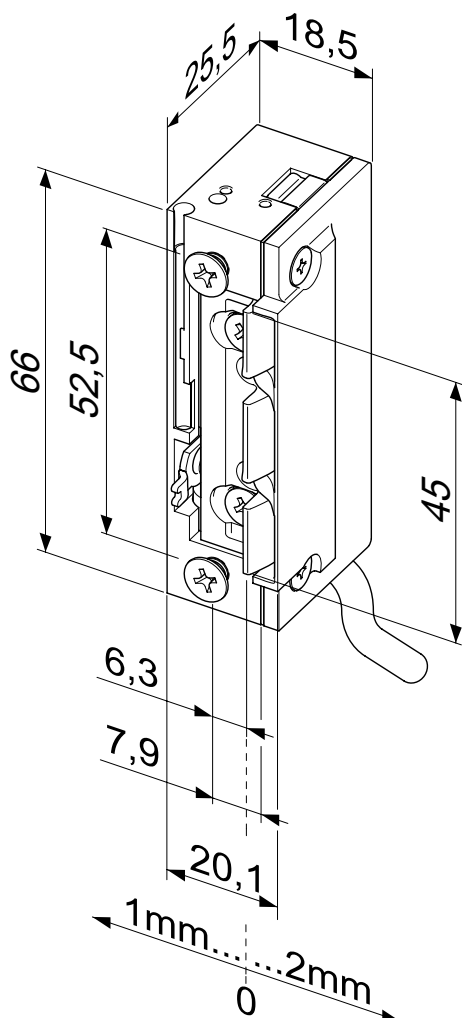

Electrical data	10-24 V AC/DC	22-42 V AC/DC
Continuous duty	11-13 V DC	22-26 V DC
Rated resistance	43 Ω	200 Ω
Rated current consumption 12 V DC	280 mA	
Rated current consumption 24 V DC	560 mA	120 mA
Rated current consumption 12 V AC	250 mA	
Rated current consumption 24 V AC	500 mA	60 mA
Max. latch preload AC	200 N (12V) >350 N (24V)	200 N (24V) >350 N (42V)
Max. latch preload DC (stabilised)	50 N (12V) >200 N (24V)	50 N (24V) >350 N (42V)

Characteristics	Technical attributes
Adjustable latch (FF, FaFix®)	Break-in resistance 3750 N
Monitoring contact (RR)	Height 66 mm
Mechanical unlocking (E)	Width 20,1 mm
Bi-directional diode	Depth 25,5 mm
Fail-locked	FaFix® adjustment range 3 mm
Fail-unlocked	Latch bolt engaging depth 5,5 mm
Hold-open function (reversible)	Operating temperature range -40 °C to +50 °C
	Installation position vertical and horizontal
	Load cycles for in-plant test 250000

DIN door swing directions	
Universal	1
Voltage	
10-24 V AC/DC	A7
22-42 V AC/DC	B7
Order no.	
1 4 8 W . 1 3 - - - - * * 1	

## Electric Strike

### Fail-locked 148WE13 ProFix® 2 with hold-open function



#### Water-resistant electric strikes

Model with mechanical unlocking and hold-open function.

#### The advantages at a glance

- Water-proof for use outdoors
- Protection rating IP54 for the electrical components
- Connecting cable 300 mm length
- Equipped with bipolar protective diodes
- Radius keeper, FaFix®, adjustable by 3 mm
- Compatible with standard mortise locks
- Compatible with ProFix® 2 striking plates
- Symmetrical design. DIN left/right as well as horizontal applicable

Electrical data	10-24 V AC/DC	22-42 V AC/DC
Continuous duty	11-13 V DC	22-26 V DC
Rated resistance	43 Ω	200 Ω
Rated current consumption 12 V DC	280 mA	
Rated current consumption 24 V DC	560 mA	120 mA
Rated current consumption 12 V AC	250 mA	
Rated current consumption 24 V AC	500 mA	60 mA
Max. latch preload AC	200 N (12V) >350 N (24V)	200 N (24V) >350 N (42V)
Max. latch preload DC (stabilised)	50 N (12V) >200 N (24V)	50 N (24V) >350 N (42V)

#### Characteristics

Adjustable latch (FF, FaFix®)	•
Monitoring contact (RR)	
Mechanical unlocking (E)	•
Bi-directional diode	•
Fail-locked	•
Fail-unlocked	
Hold-open function (reversible)	•

#### Technical attributes

Break-in resistance	3750 N
Height	66 mm
Width	20,1 mm
Depth	25,5 mm
FaFix® adjustment range	3 mm
Latch bolt engaging depth	5,5 mm
Operating temperature range	-40 °C to +50 °C
Installation position	vertical and horizontal
Load cycles for in-plant test	250000

#### DIN door swing directions

Universal	1
-----------	---

#### Voltage

10-24 V AC/DC	A7
22-42 V AC/DC	B7

#### Order no.

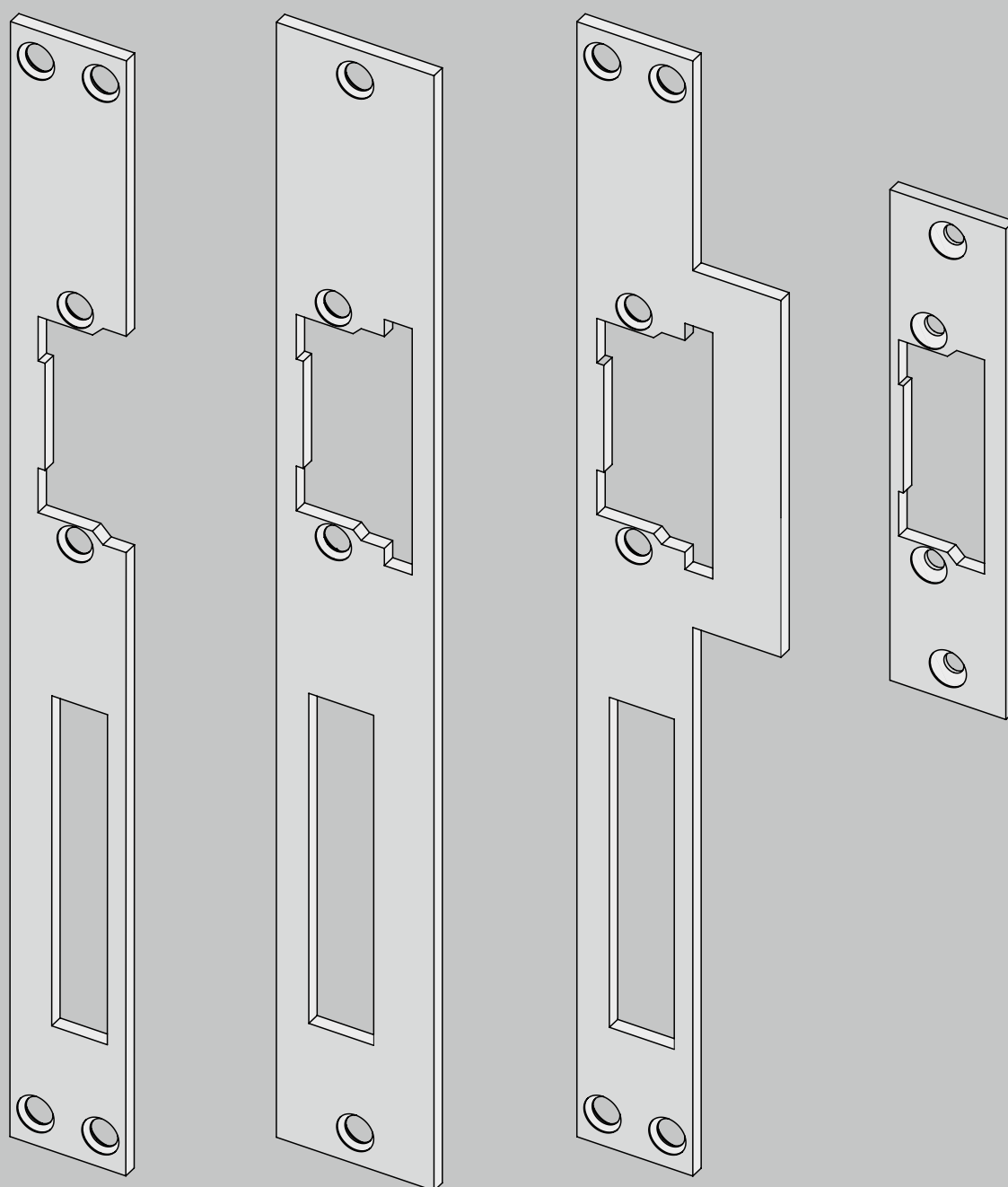
148WE13-----\*\*1

# Overview of the most prevalent models in ProFix® 2 version

## Electric strikes 118W, 138W, 148W in ProFix® 2 version

Order codes	10-24V AC/DC	22-42V AC/DC	Fail- locked	Fail- unlocked	12V DC	24V DC	Unlocking lever	Suppressor diode	Monitoring contact	Hold-open function	FaFix® +2/-1mm
118W.13-----A71	•		•					•			•
118W.13-----B71		•	•					•			•
118WE.13-----A71	•		•				•	•			•
118WE.13-----B71		•	•				•	•			•
118W.23-----A71	•		•					•	•		•
118W.23-----B71		•	•					•	•		•
138W.13-----E91				•	•			•			•
138W.13-----F91				•		•		•			•
138W.23-----E91				•	•			•	•		•
138W.23-----F91				•		•		•	•		•
148W.13-----A71	•		•					•		•	•
148W.13-----B71		•	•					•		•	•
148WE.13-----A71	•		•				•	•		•	•
148WE.13-----B71		•	•				•	•		•	•

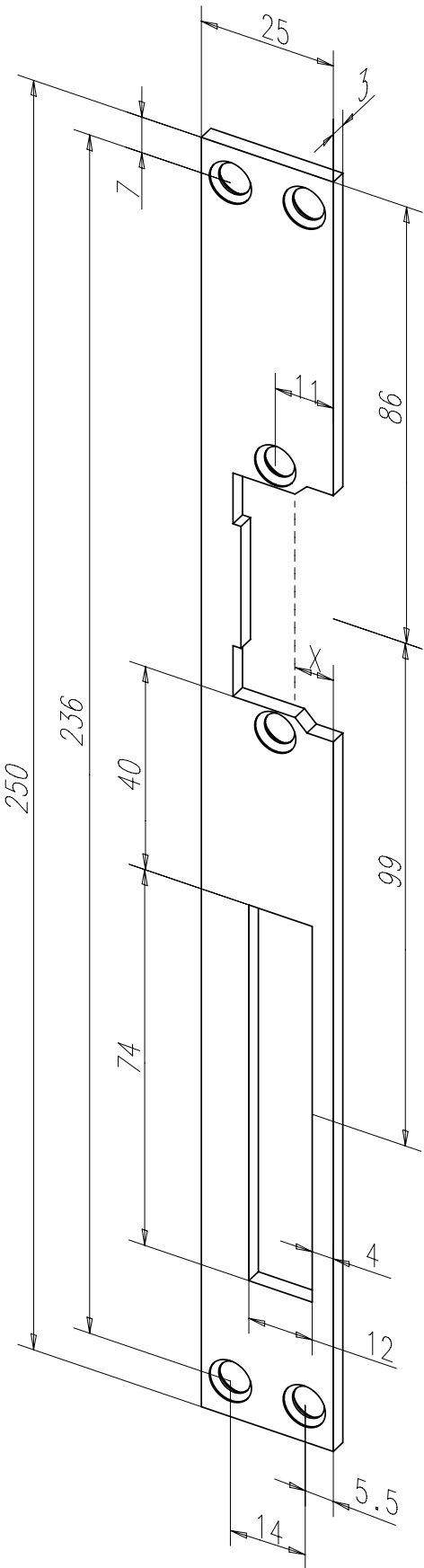




## Striking plates for electric strikes of series 118W

An comprehensive selection can be found in our striking plate catalogue.

# Flat striking plate no. 021



Flat striking plate with dead bolt cut-out.

### The advantages at a glance

- DIN left and right usable for conventional effeff standard electric strike models, except for ProFix® variants

Technical attributes	
Colour	Stainless steel
Length	250 mm
Width	25 mm
Thickness	3 mm
x measurement	0,7 to 3,7 mm
Dead bolt cutout	Yes

Surface	DIN-direction	Order no.
35 Stainless steel	1 Universal	----- 0 2 1 3 5 - 0 1



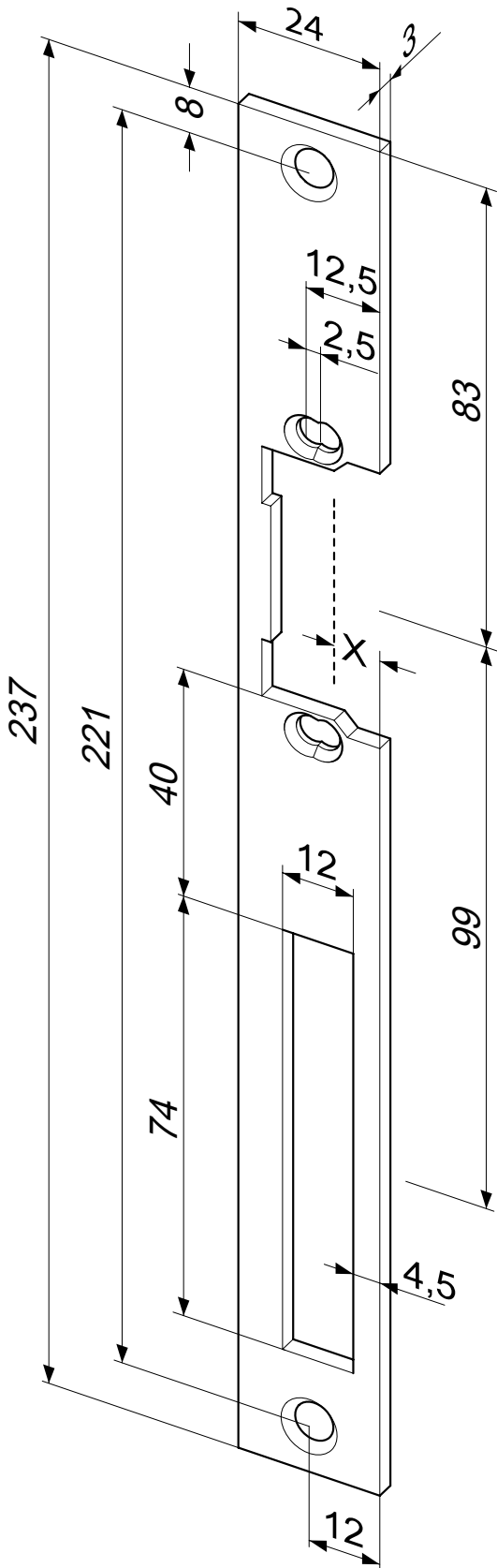
- DIN left and right usable
- 2,5 mm extended adjustment
- For conventional effeff standard electric strike models, except for ProFix® variants

Technical attributes	
Colour	Stainless steel
Length	250 mm
Width	25 mm
Thickness	3 mm
x measurement	-0,3 to 5,2 mm
Dead bolt cutout	Yes

Surface	DIN-direction	Order no.
35 Stainless steel	1 Universal	-----18 B 3 5 - 0 1

# Flat striking plate no. 23B

Striking plates



Flat striking plate with dead bolt cut-out.  
With two mounting positions for the electric strike.

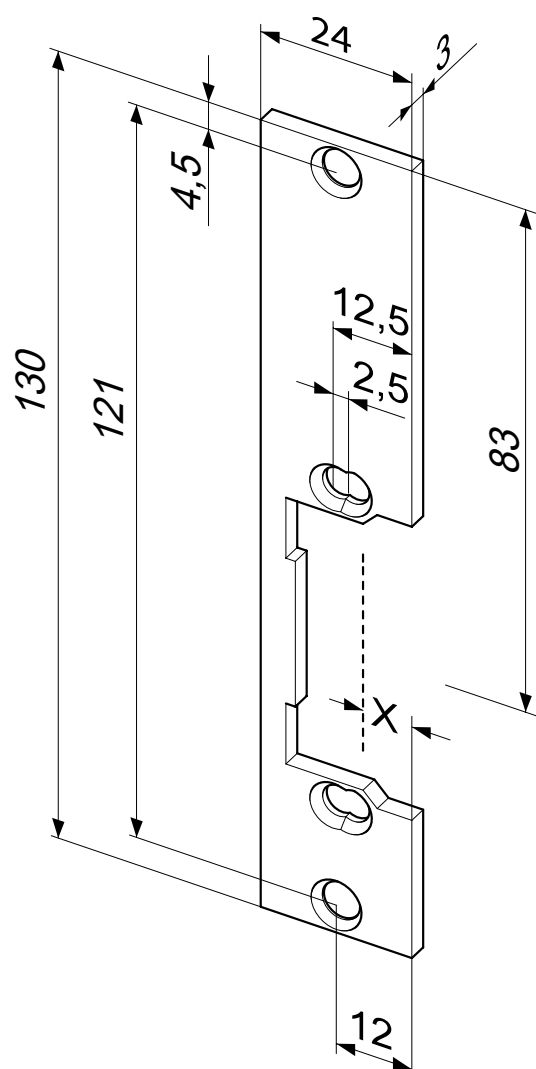
### The advantages at a glance

- Suitable for DIN left and right
- 2,5 mm extended adjustment
- For conventional effeff standard electric strike models, except for ProFix® variants

Technical attributes	
Colour	Stainless steel
Length	237 mm
Width	24 mm
Thickness	3 mm
x measurement	-0,3 to 5,2 mm
Dead bolt cutout	Yes

Surface	DIN-direction	Order no.
35 Stainless steel	1 Universal	----- 2 3 B 3 5 - 0 1

## Short flat striking plate no. 19B



Short flat striking plate without dead bolt cut-out.  
With two mounting positions for the electric strike.

### The advantages at a glance

- Suitable for DIN left and right
- 2,5 mm extended adjustment
- For conventional effeff standard electric strike models, except for ProFix® variants

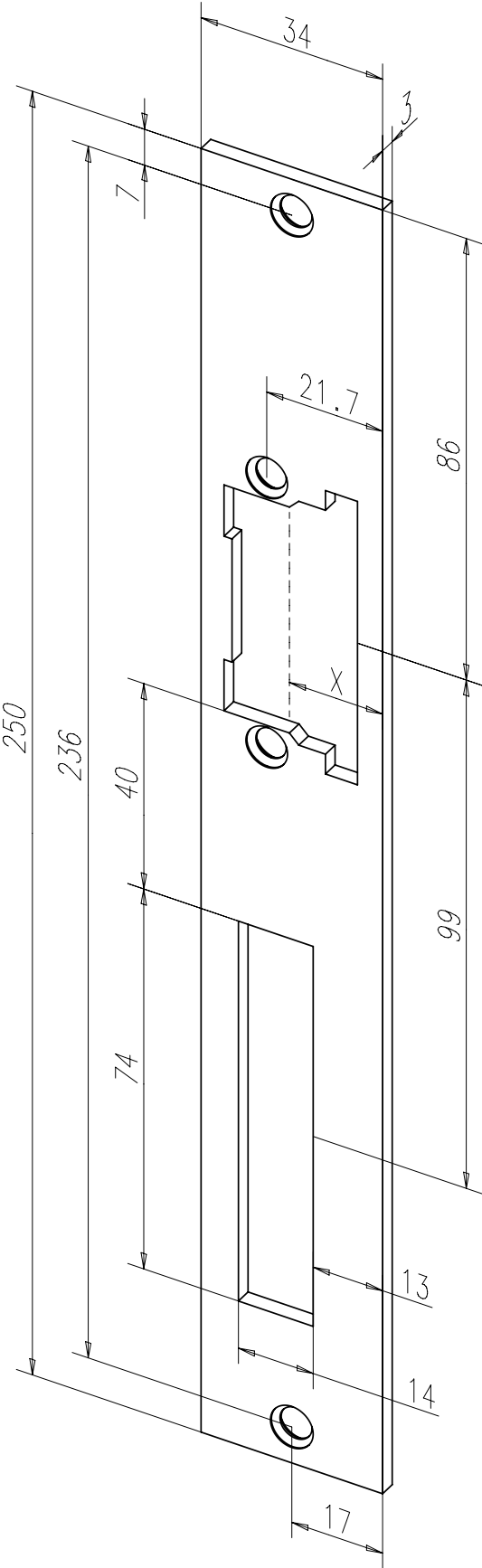
Technical attributes	
Colour	Stainless steel
Length	130 mm
Width	24 mm
Thickness	3 mm
x measurement	-0,3 to 5,2 mm
Dead bolt cutout	No

Surface	DIN-direction	Order no.
35 Stainless steel	1 Universal	----- 19 B 3 5 - 0 1

# Flat striking plate no. 520

## ProFix® 1

Striking plates



Flat striking plate with dead bolt cut-out.

### The advantages at a glance

- Suitable for DIN left and right for ProFix® 1 model variations

Technical attributes	
Colour	Stainless steel
Length	250 mm
Width	34 mm
Thickness	3 mm
x measurement	13,4 to 16,4 mm
Dead bolt cutout	Yes

Surface	DIN-direction	Order no.
35 Stainless steel	1 Universal	----- 5 2 0 3 5 - 0 1

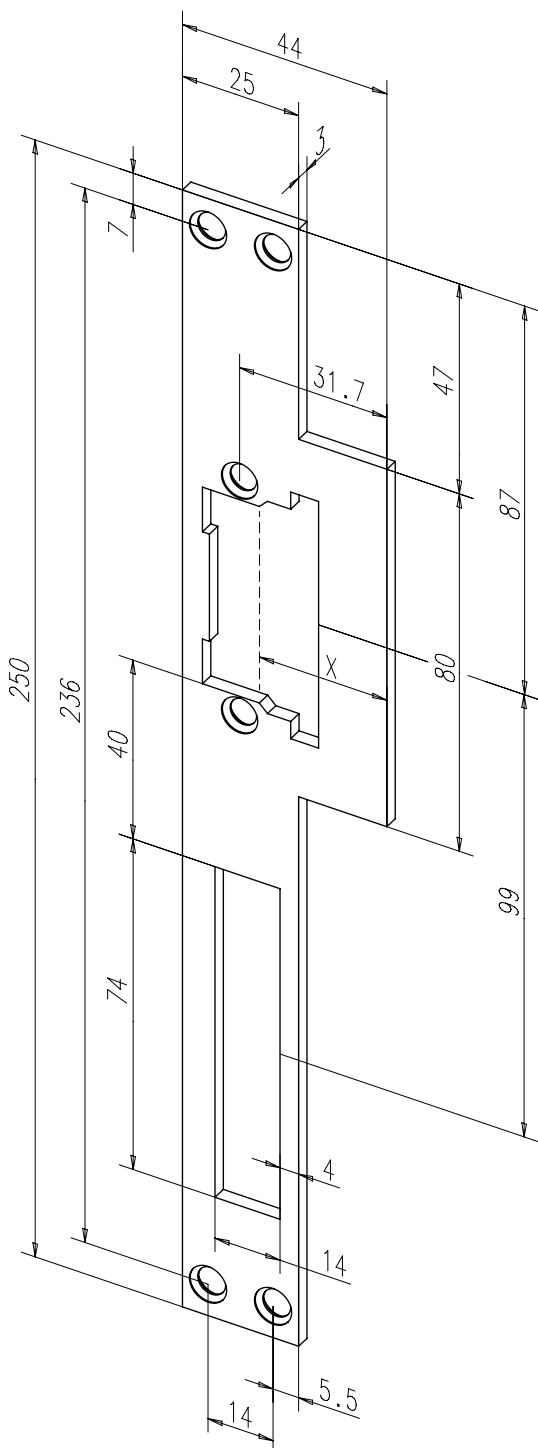
# Flanged Striking Plate no. 521

ProFix® 1

Flanged striking plate with dead bolt cut-out.

## The advantages at a glance

- Suitable for DIN left and right for ProFix® 1 model variations

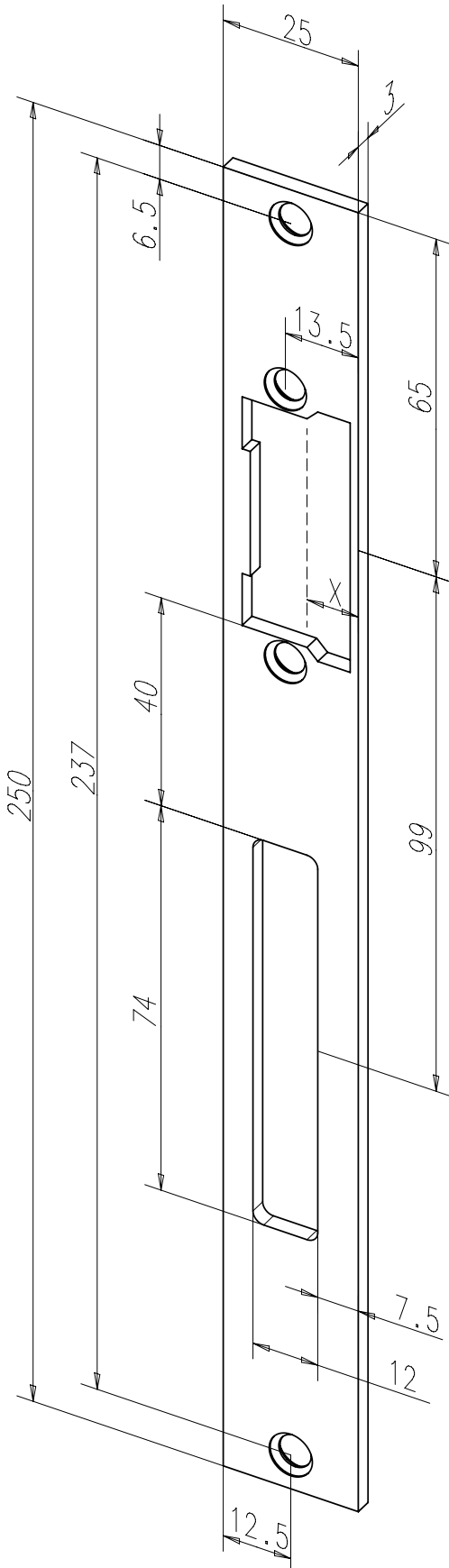


Technical attributes	
Colour	Stainless steel
Length	250 mm
Width	44 mm
Thickness	3 mm
x measurement	23,4 to 26,4 mm
Dead bolt cutout	Yes

Surface	DIN-direction	Order no.
35 Stainless steel	1 Universal	----- 5 2 1 3 5 - 0 1



## ProFix® 2



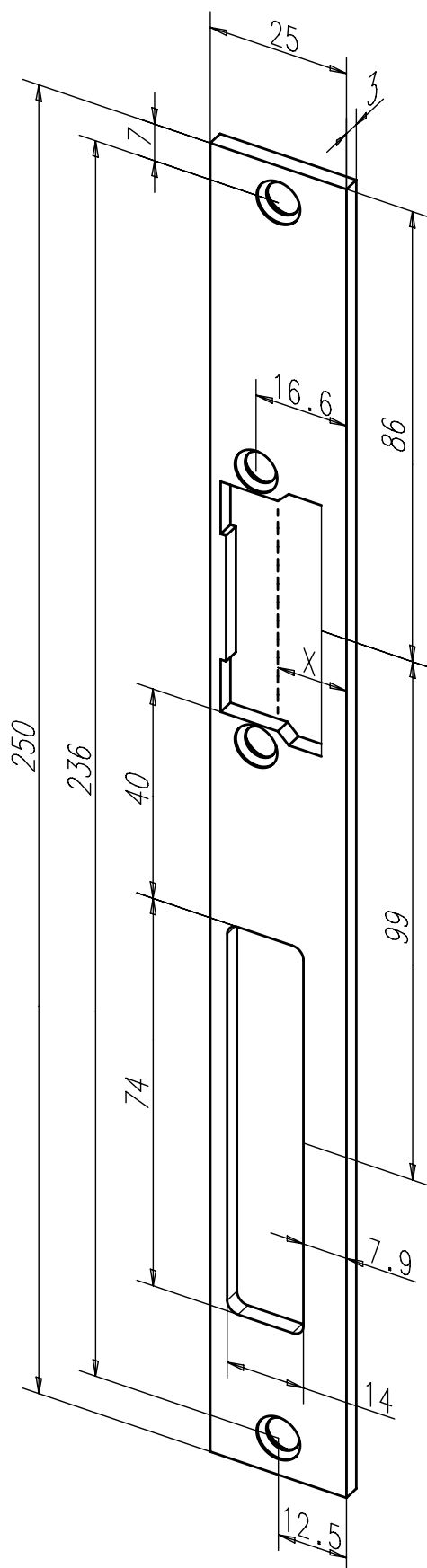
## The advantages at a glance

- ### Technical attributes

Surface	DIN-direction	Order no.
35 Stainless steel	1 Universal	-----69135-01

## Flat Striking Plate no. 60B

ProFix® 2



Flat striking plate with dead bolt cut-out.

### The advantages at a glance

- Suitable for DIN left and right for ProFix® 2 model variations

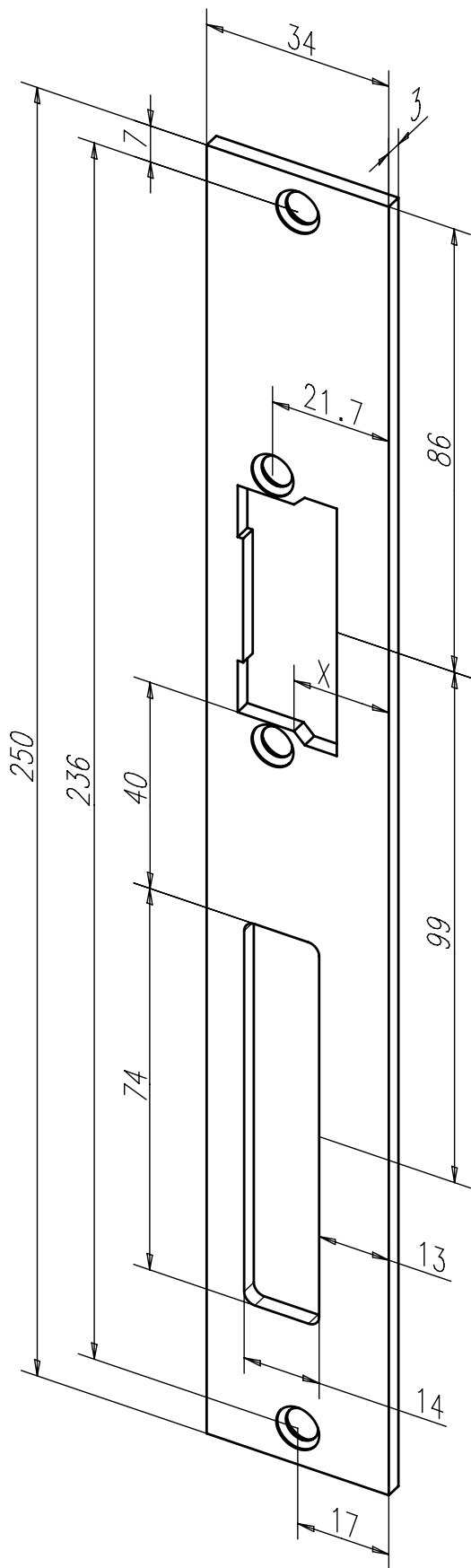
Technical attributes	
Colour	Stainless steel
Length	250 mm
Width	25 mm
Thickness	3 mm
x measurement	8,3 to 11,3 mm
Dead bolt cutout	Yes

Surface	DIN-direction	Order no.
35 Stainless steel	1 Universal	----- 60B35-01

# Flat Striking Plate no. 94A

## ProFix® 2

Striking plates



Flat striking plate with dead bolt cut-out.

### The advantages at a glance

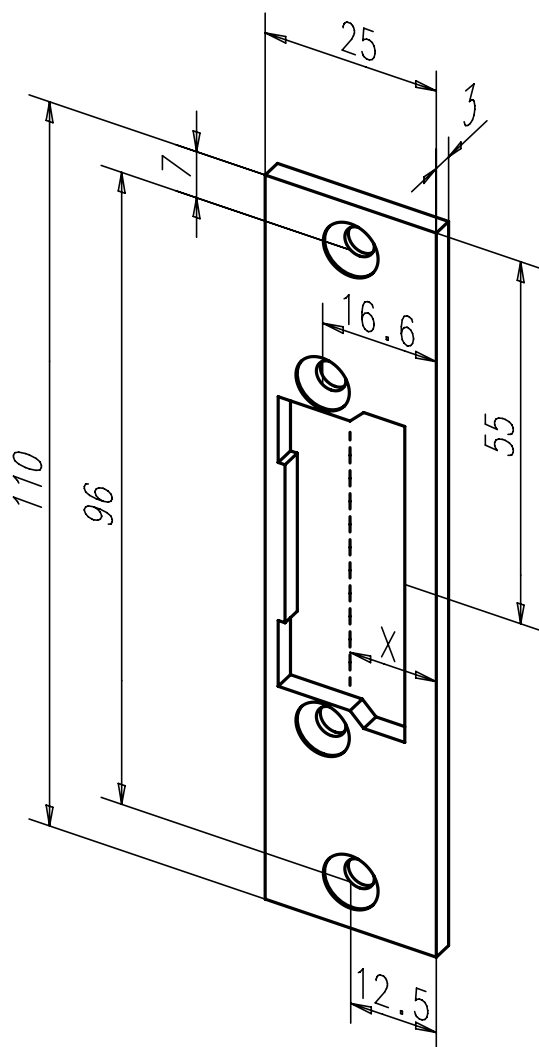
- Suitable for DIN left and right for ProFix® 2 model variations

Technical attributes	
Colour	Stainless steel
Length	250 mm
Width	34 mm
Thickness	3 mm
x measurement	13,4 to 16,4 mm
Dead bolt cutout	Yes

Surface	DIN-direction	Order no.
35 Stainless steel	1 Universal	-----94 A 3 5 - 0 1

## Short Flat Striking Plate no. 61B

ProFix® 2



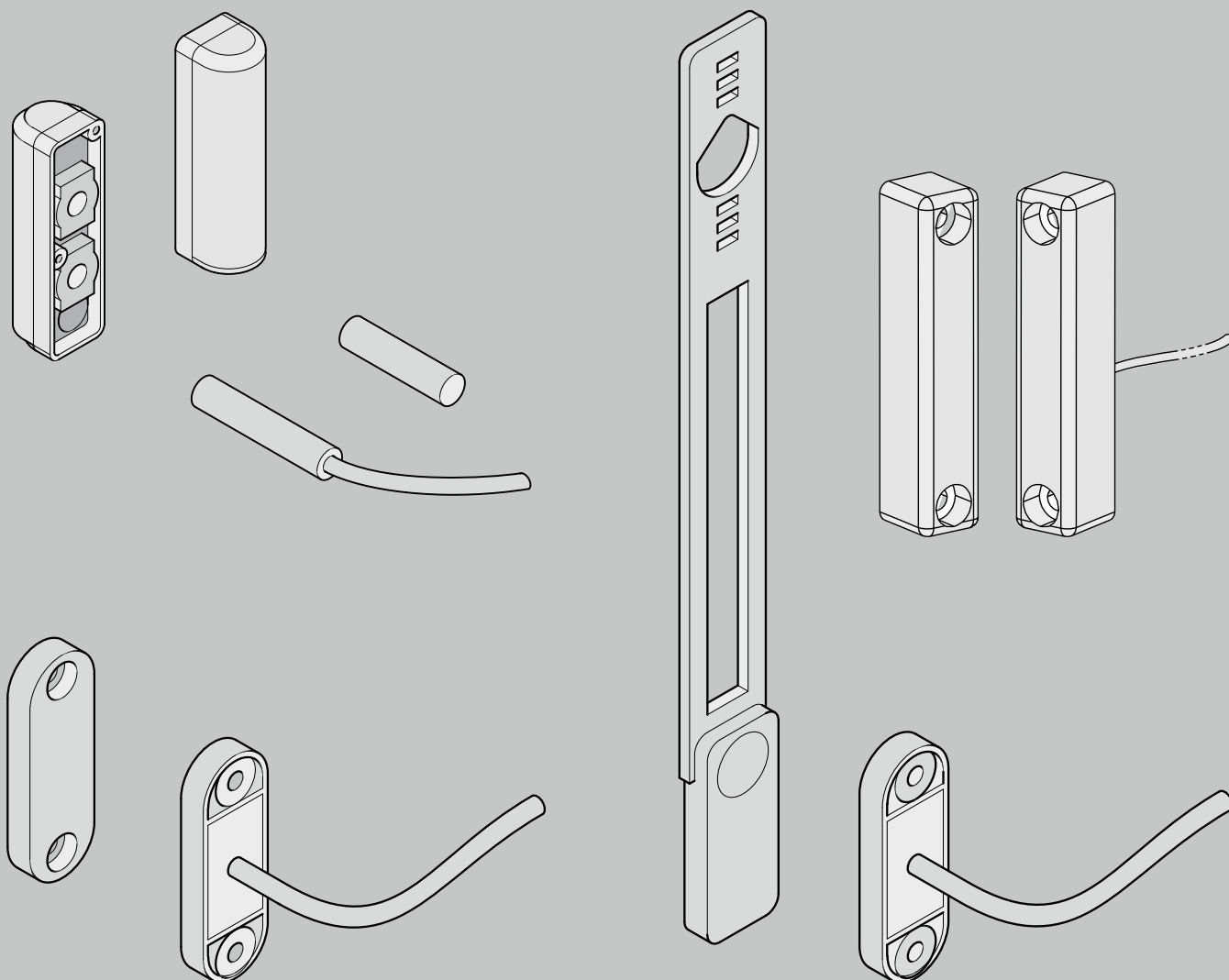
Short flat striking plate without dead bolt cut-out.

### The advantages at a glance

- Suitable for DIN left and right for ProFix® 2 model variations

Technical attributes	
Colour	Stainless steel
Length	110 mm
Width	25 mm
Thickness	3 mm
x measurement	8,3 to 11,3 mm
Dead bolt cutout	No

Surface	DIN-direction	Order no.
35 Stainless steel	1 Universal	-----61B35-01



Accessories for series 118W

## Access control technology

### Mini keypad model 4214x

If you are looking for a simple and affordable means to organise access to outside doors, the keypads from effeff are the ideal solution.

For personnel entrances, storage areas, or break rooms: employees only need the multi-digit numerical code to open the door. The inconvenience of keys can be eliminated.

Programming is simple and multiple user codes can be issued for each unit.



**Note:**  
Please only use electric strikes with recovery diode (e.g. 118W)

This effective door code device is installed alongside the door. A compatible electric door strike is fitted into the door frame as the counterpart to the door lock. effeff offers waterproof designs for outdoor areas. The keypad and control electronics are housed in a single casing. You programme the code numbers directly via the keypad after entering a special modification code.

The device establishes a potential-free contact for the control of the electric strike and motorised lock. It also has a connection available for a door contact.

Technical specifications	
Operating voltage	12 V DC
Release time	3 seconds
Contact	Relay contact/changeover contact potential-free
Supply voltage	12 V DC
AC current consumption 6 V	60 mA
Max. switching voltage	24 V

Article / Feature	Order No.
Surface-mounted, white, IP54	4 2 1 4 1 - - - - - 0 0
Surface-mounted, white aluminium, IP54	4 2 1 4 1 - - - - - 9 1 - 0 0
Flush-mounted, white, IP54	4 2 1 4 3 - - - - - 0 0
Flush-mounted, white aluminium, IP54	4 2 1 4 3 - - - - - 9 1 - 0 0



## Space plate

1 mm thick, for strike plates thinner than 2.5 mm

Technical attributes	
Dimension	65.4 x 15 x 1 mm
Article / Feature	
Space plate	1 1 8 . 7 0 0 0 0 5 4 - - 3 5



## Screw-on mounting plates model SET-LA-M4

For flush mounting of striking plates especially in steel frames

Technical attributes	
Version	Square-cut
„Threaded hole“	M4
Article / Feature	
M4-thread; 2 pieces	S E T - L A - M 4 - - - - 0 0



## Screw-on mounting plates model SET-LA-M5

For flush mounting of striking plates especially in steel frames

Technical attributes	
Version	Radius
„Threaded hole“	M5
Article / Feature	
M5-thread; 2 pieces	S E T - L A - M 5 - - - - 0 0



## Pre-Load Electronic Assembly 760-12

Improves pre-load capability to at least 300N for DC operation. A short buzzing sound is audible in the electric strike for about 0.5 seconds. Continuous current-resistant, holding current is reduced. Compatible with standard effeff electric strikes.

Technical attributes	
Length	34 mm
Width	23 mm
Height	16 mm
Maximum current consumption	500 mA
Connection terminal	2-pin
Article / Feature	
12 V DC / 24 V DC	7 6 0 - 1 2 - - - - - 0 0



## Heating foil 760-13

For temperatures below - 5° C recommended. Self-adhesive back side. To be applied i.e. on the back of the electric strike housing.

Technical attributes	
Connection lead	3 wire
Article / Feature	
12 V DC / 24 V DC	7 6 0 - 1 3 - - - - - 0 0



## Surface-mounted reed contact model 10381U

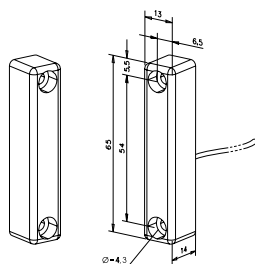


Suitable for surface fitting on doors and windows. Works reliably on doors and windows where a large sensing distance is required.

Technical attributes	
Max. sensing distance	15 mm
Class of protection	IP 67
Length	45 mm
Width	13 mm
Height	12,5 mm
Number of wires	4-wire
Colour	grey white
Material housing	Plastic
Operating temperature range	0 °C to +40 °C

Article / Feature	Order no.
Change-over contact	1 0 3 8 1 U - 6 - - - - 0 0

## Block reed contact model 10365

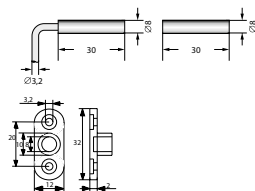


Suitable for surface fitting on doors and windows. Works reliably on doors and windows where a large sensing distance is required.

Technical attributes	
Min. contact rating	1,5 V DC / 1,5 mA
Max. contact rating	30 V DC / 100 mA
Max. sensing distance	20 mm
Class of protection	IP 67
Length	65 mm
Width	13 mm
Height	14 mm
Connecting cable	6 m
Colour	Traffic white, similar to RAL 9016
Material housing	Plastic

Article / Feature	Order no.
Normal open	1 0 3 6 5 - 6 - - - - 0 0

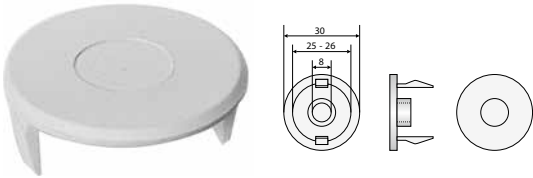
## Round reed contact model 030295 VdS class C



Round reed contact with flange, suitable for flush fitting in aluminium-wood doors and windows.

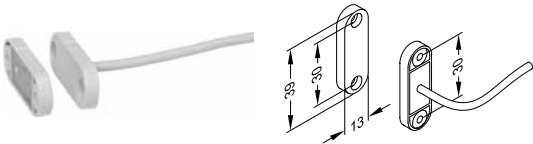
Technical attributes	
Max. contact rating	40 V DC / 500 mA / 10 W
Max. sensing distance	10 mm
VdS class	Class C
VdS-approval	G103003
Class of protection	IP 67
Length	30 mm
Diameter	8 mm
Side offset	2 mm
Connecting cable	6 m
Number of wires	4-wire
Colour	Traffic white, similar to RAL 9016
Material housing	Plastic
Operating temperature range	-25 °C to +70 °C

Article / Feature	Order no.
NOC / external magnet monitoring / bridging protection	0 3 0 2 9 5 - - - - - 0 0



Assembly component for installing round reed contact 030295 in a ferromagnetic material such as steel. The set consists of a mounting flange each for the round magnets and for the magnets. The magnet is already glued inside the casing.

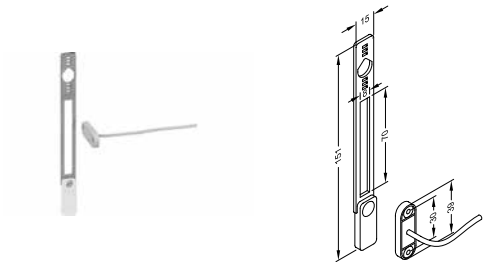
Technical attributes	
Diameter	30 mm
Article / Feature	
Sensing distance dependent on fitting position and underlying material.	0 3 0 2 9 6 - - - - - 0 0



Uni reed contact model 10368-10 VdS class B

Reed contact and magnet unit for monitoring when door or window is opened, with fitting concealed in the door or window rebate.

Technical attributes	
Switching voltage	30 V DC
VdS class	Class B
VdS-approval	G105524
Class of protection	IP 67
Max. sensing distance	max. 10 mm
Side offset	3 mm
Connecting cable	6 m
Number of wires	4-wire
Colour	Traffic white, similar to RAL 9016
Operating temperature range	-25 °C to +60 °C
Max. switching current	100 mA
Article / Feature	
NOC / bridging protection	1 0 3 6 8 - 1 0 - - - - 0 0



Locking sensor model 10368-20 VdS class B/C

Reed contact and magnet unit for monitoring when door or window is opened with fitting concealed in the door or window rebate.

Technical attributes	
Switching voltage	30 V DC
VdS class (opening monitor)	Class B
VdS-approval	G105097
VdS class (locking monitor)	Class C
Class of protection	IP 67
Max. sensing distance	max. 10 mm
Side offset	3 mm
Number of wires	4-wire
Colour	White (similar to RAL 9010)
Material housing	Plastic
Operating temperature range	-25 °C to +60 °C
Article / Feature	
NOC / bridging protection	1 0 3 6 8 - 2 0 - - - - 0 0



## Contact lock model 1140 surface-mounted

The compact surface-mounted model 1140-10 is equipped with a micro-switch which acts as a NOC. Break contacts can also be ordered as an accessory and replaced very easily without the need for tools. (Break contact model code: 1140-10-01)

Technical attributes	
Mounting method	Surface-mounted
Height	73,5 mm
Width	73,5 mm
Depth	45 mm
Class of protection	IP 54
Max. contact rating	2 A
Max. switching voltage	240 V

Article / Feature	Order no.
Surface-mounted	1 1 4 0 - 1 0 - - - - - 0 0
Exchange momentary n.c. contact block	1 1 4 0 - 1 0 - 0 1 - - - 0 0
Replacement momentary n.o. contact block	1 1 4 0 - 1 0 - 0 2 - - - 0 0



## Contact lock model 1140 uP

The inexpensive flush-mounted model 1140-11 is equipped with a micro-switch which acts as a NOC. Break contacts can also be ordered as an accessory and replaced very easily without using tools. (Break contact model code: 1140-10-01)

Technical attributes	
Mounting method	Flush-mounted
Height	100 mm
Width	90 mm
Depth	55,5 mm
Class of protection	IP 54
Max. contact rating	2 A
Max. switching voltage	240 V

Article / Feature	Order no.
Flush-mounted	1 1 4 0 - 1 1 - - - - - 0 0
Exchange momentary n.c. contact block	1 1 4 0 - 1 0 - 0 1 - - - 0 0
Replacement momentary n.o. contact block	1 1 4 0 - 1 0 - 0 2 - - - 0 0



**Contact lock model 1142 Surface-mounted**  
The standard, surface-mounted Model 1142-10 aP features a reversible key-lock switchover contact insert for momentary contact.

Technical attributes	
Mounting method	Surface-mounted
Height	75 mm
Width	75 mm
Depth	65 mm
Class of protection	IP 54
Max. contact rating	2 A
Max. switching voltage	24 V

Article / Feature	Order no.
Momentary changeover contact Surface-mounted	1 1 4 2 - 1 0 - - - - - 0 0

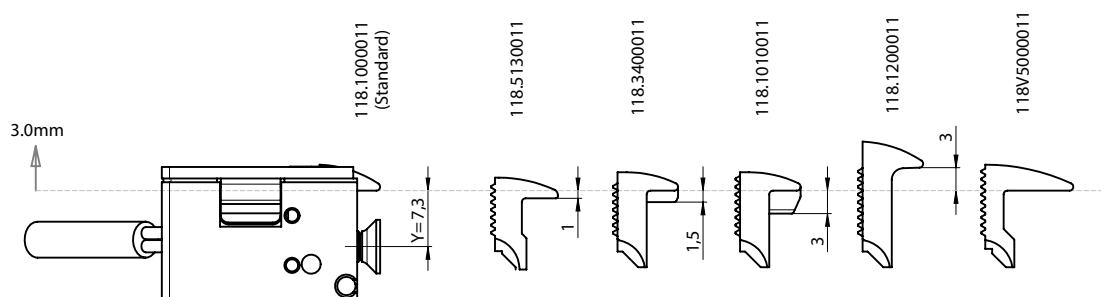


**Contact lock model 1142 Flush-Mounted**  
The standard, surface-mounted Model 1142-11 uP features a reversible key-lock switchover contact insert for momentary contact.

Technical attributes	
Mounting method	Flush-mounted
Height	125 mm
Width	100 mm
Depth	65 mm
Class of protection	IP 54
Max. contact rating	2 A
Max. switching voltage	24 V

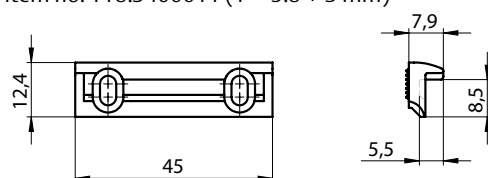
Article / Feature	Order no.
Momentary changeover contact Flush-Mounted	1 1 4 2 - 1 1 - - - - - 0 0

## Screw-on attachments for series 118W

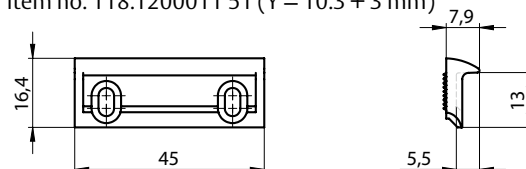


Screw-on mounted attachment	For series 118W without ProFix®	For series 118W ProFix®1	For series 118W ProFix®2
118.3400011 51	•	•	—
118.1010011 51	•	•	—
118.5130011 51	•	•	—
118.1200011 51	•	—	—
118V5000011 40	•	—	—
118.3350011 40	—	—	•

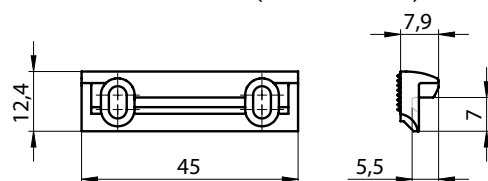
Item no. 118.3400011 ( $Y = 5.8 + 3 \text{ mm}$ )



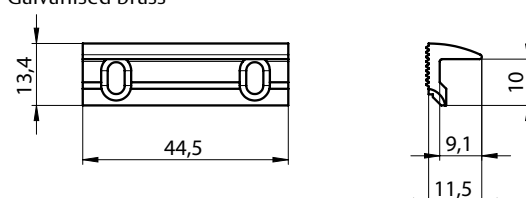
Item no. 118.1200011 51 ( $Y = 10.3 + 3 \text{ mm}$ )



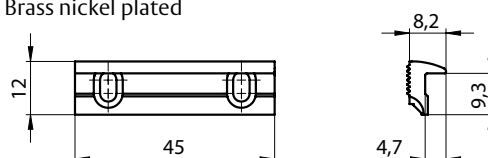
Item no. 118.1010011 51 ( $Y = 4.3 + 3 \text{ mm}$ )



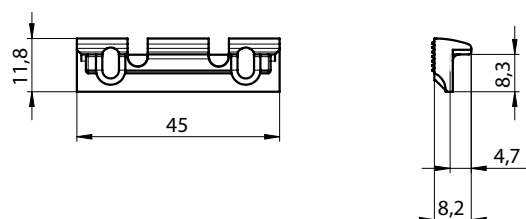
Item no. 118V5000011 40 ( $Y = 7.3 + 3 \text{ mm}$ )  
Galvanised brass



Item no. 118.5130011 51 ( $Y = 5.3 + 3 \text{ mm}$ )  
Brass nickel plated



Item no. 118.3350011 40 ( $Y = 4.3 + 3 \text{ mm}$ )



## General information

### Installation sizes

### Comparison between 118W and 12WD

#### Model 118W with striking plate 19B

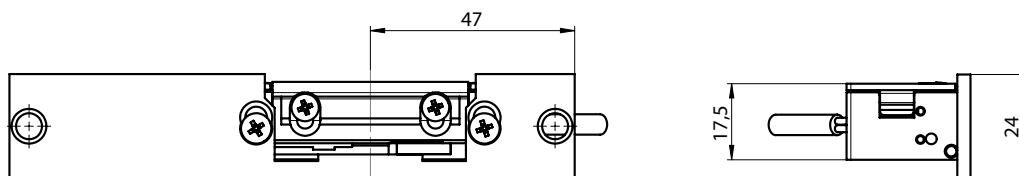
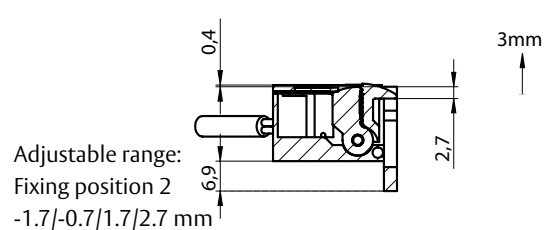
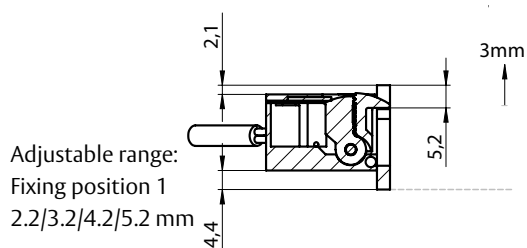
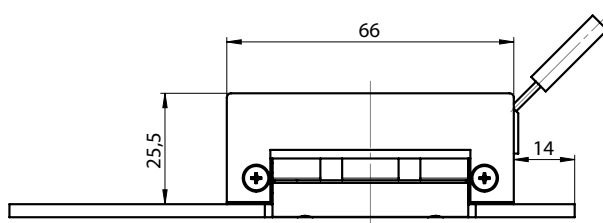
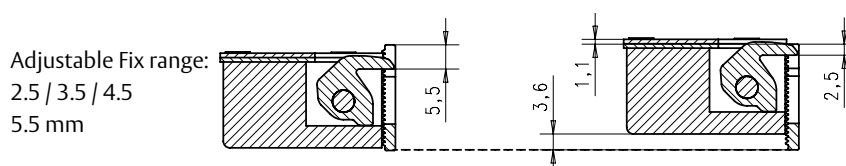
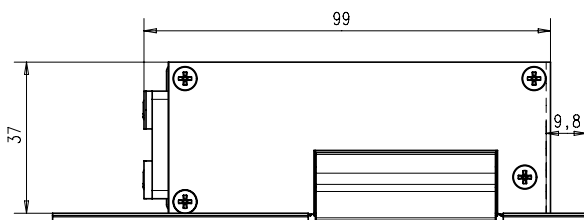
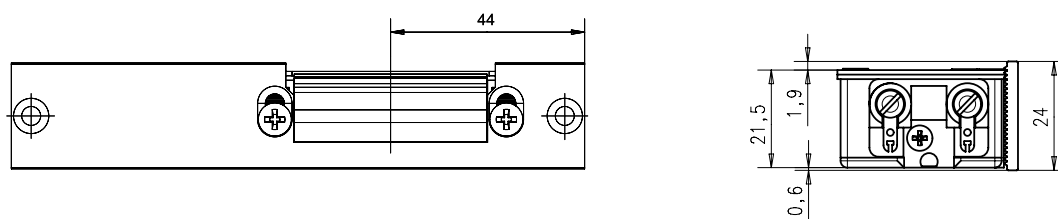


Diagram shows fixing position 1



#### Model 12WD with Fix striking plate no. 152



## Functional modes

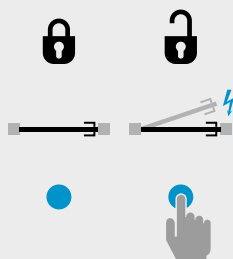
### Fail-locked, fail-unlocked and hold-open modes

The **118W models are fail-locked strikes**. This means that the electric strike can only be released or the door only opened if the strike is energised and then goes into operation.

Model **138W is a fail-unlocked strike**. This means that it can only be released or the door only opened if the electric strike is **not** energised and is thus unlocked.

The **148W models are hold-open electric strikes** based on the fail-locked operating principle. The special feature is the reversible hold-open function. If the electric strike is energised, the electric strike holding force is immediately released and the user may pass through the door once, even if the user opens the door a relatively long time after the strike is energised.

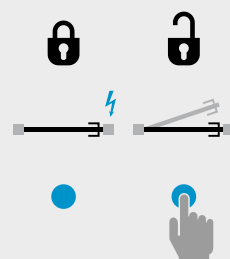
Typical uses for this mode include doors and gates where the intercom is placed at some distance from the door.



#### Fail-locked function

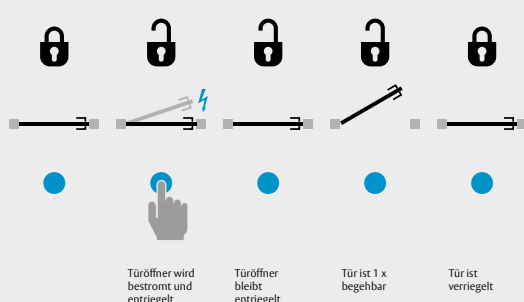
The door can only be opened while contact is given. When operated with an AC, a buzzing sound can be heard.

There is no buzzing sound with DC operation.



#### Fail-unlocked function

The electric strike is locked for as long as the power is on. If the power is switched off, or if there is a power failure, the electric strike latch bolt can be moved and the door can be opened.



#### Hold-open function

The latch bolt-controlled hold-open pin in the centre of the electric strike latch (Modell 128) or in housing hold-open mode (Model 148) keeps the electric strike unlocked until the door is opened once, even after contact has been made.



You must comply with the following maintenance and care instructions to ensure that the product can function reliably without any problems.



*Check voltage!*



*The warranty is voided in the case of improper handling or use.*



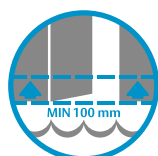
*Filing and grinding swarf become magnetic and jam the electric strike keeper.*



*When applying a finishing coat, you must not coat the electric strike latch keeper with paint or any other type of finish.*



*effeff electric strikes feature permanent lubrication. Inner parts of electric strikes must not be lubricated. The running surfaces of lock or electric strike latch need to be lubricated a little on a regular basis where the latch or electric strike latch comes into contact with other surfaces.*



*When installing near to the ground (minimum height of 100 mm), ensure that no dirt or dirty water can come into contact with the electric strike.*



The ASSA ABLOY Group is the global leader in access solutions. Every day we help people feel safe, secure and experience a more open world.

**ASSA ABLOY**  
Opening Solutions

ASSA ABLOY  
Sicherheitstechnik GmbH  
Bildstockstraße 20  
72458 Albstadt  
GERMANY  
Tel. +49 7431 123-700  
Fax +49 7431 123 258  
albstadt@assaabloy.com  
[www.assaabloyopeningsolutions.de](http://www.assaabloyopeningsolutions.de)